

Slide 1



**Stakeholder Advisory Group
Meeting #7**

**Board of Water Supply
City & County of Honolulu**

Tuesday, May 17, 2016

Slide 2




WATER FOR LIFE
Safe, dependable, and affordable water now and into the future.

Dave Ebersold
Facilitator

WELCOME

Slide 3



WATER FOR LIFE
Safe, dependable, and affordable water now and into the future.

What did you think about today's tour?

Water for Life logo: A stylized water drop with a leaf inside, set against a background of a green landscape and blue sky.

Small text at the bottom right of the banner: | www.waterforlife.org

Slide 4




WATER FOR LIFE
Safe, dependable, and affordable water now and into the future.

Water for Life logo: A stylized water drop with a leaf inside, set against a background of a green landscape and blue sky.

Water for Life logo: A stylized water drop with a leaf inside, set against a background of a green landscape and blue sky.


Public Comments on Agenda Items



Meeting Objectives

- ◆ Hear important updates regarding the BWS
- ◆ Finalize the Water Master Plan objectives and preamble
- ◆ Learn about the Condition Assessment of the rest of the water system

Slide 6



WATER FOR LIFE
Safe, dependable, and affordable water now and into the future.

Action

Review and accept notes from
Stakeholder Advisory Group Meeting #6
on Tuesday, March 16, 2016

The slide features a header banner with a landscape background. The banner contains the text 'WATER FOR LIFE' in a bold, sans-serif font, followed by the tagline 'Safe, dependable, and affordable water now and into the future.' in a smaller, italicized font. On the right side of the banner is a circular logo containing a stylized water drop. Below the banner, the word 'Action' is written in a bold, dark teal font. The main body of the slide is a light teal color with a subtle gradient. At the bottom of the slide, there is a decorative border with a repeating geometric pattern.

Slide 7



WATER FOR LIFE
Safe, dependable, and affordable water now and into the future.

Ernest Lau, P.E.
BWS Manager and Chief Engineer

BWS UPDATES

The slide features a header banner with a landscape background of green hills and a blue sky. The text 'WATER FOR LIFE' is in a bold, white, sans-serif font, with the tagline 'Safe, dependable, and affordable water now and into the future.' in a smaller, italicized font below it. To the right of the text is a circular logo containing a stylized water drop. The main body of the slide is a solid teal color. At the bottom, there is a decorative border with a repeating geometric pattern.

Slide 8



WATER FOR LIFE
Safe, dependable, and affordable water now and into the future.

Mahalo! **Questions & Answers**



EMBLISHED TOOLS TO
PRESERVE
FOR FUTURE GENERATIONS

The slide features a teal background with a decorative border at the bottom. The top banner includes the 'WATER FOR LIFE' logo and tagline. The main content area contains the text 'Mahalo!' and 'Questions & Answers' in bold teal font. Below this is a photograph of a young boy splashing water, with the text 'EMBLISHED TOOLS TO PRESERVE FOR FUTURE GENERATIONS' overlaid on the right side of the image.

Slide 9



WATER FOR LIFE
Safe, dependable, and affordable water now and into the future.

Dave Ebersold
Facilitator

WATER MASTER PLAN OBJECTIVES



We began this process in Meeting 2, focusing on framing objectives that articulate where we want to be in terms of 5 critical areas you had prioritized in our first meeting and the preceding interviews and discussions.

We continued discussing this during Meetings 3, 4, 5, and 6, and believe we've achieved consensus on three of the five objectives.

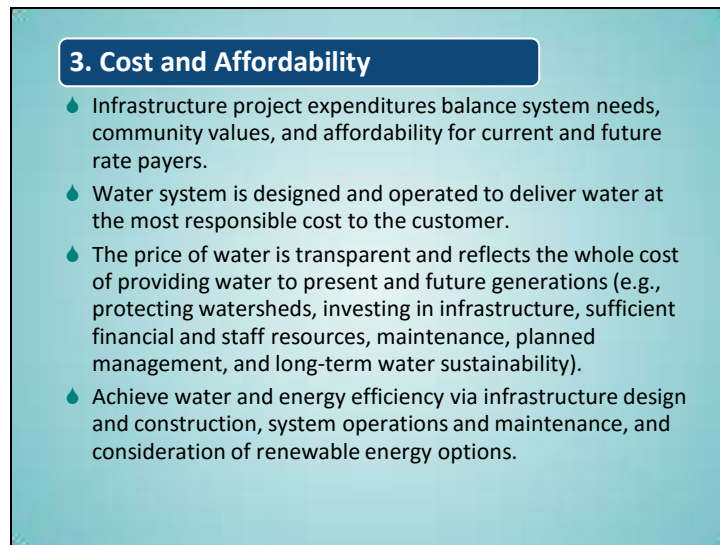


Draft Water Master Plan Objectives

1. Water Quality, Health and Safety
2. System Reliability and Adequacy
- 3. Cost and Affordability**
4. Conservation and Efficiency
- 5. Water Resource Sustainability**

The slide features a teal background with a white border. At the top, the title "Draft Water Master Plan Objectives" is written in a dark teal font. Below the title, five numbered objectives are listed in rounded rectangular boxes. The boxes for objectives 1, 2, and 4 are light gray, while the boxes for objectives 3 and 5 are dark blue with white text. Objective 3, "Cost and Affordability", and objective 5, "Water Resource Sustainability", are bolded.

During our last meeting in March, you suggested edits to the Cost and Affordability, and Water Resource Sustainability objectives, but we did not have enough of you present to represent a quorum. Today we will work together to achieve consensus on the final wording of these remaining objectives.



3. Cost and Affordability

- ◆ Infrastructure project expenditures balance system needs, community values, and affordability for current and future rate payers.
- ◆ Water system is designed and operated to deliver water at the most responsible cost to the customer.
- ◆ The price of water is transparent and reflects the whole cost of providing water to present and future generations (e.g., protecting watersheds, investing in infrastructure, sufficient financial and staff resources, maintenance, planned management, and long-term water sustainability).
- ◆ Achieve water and energy efficiency via infrastructure design and construction, system operations and maintenance, and consideration of renewable energy options.

Stakeholder Advisory Group members were asked to review, discuss, and refine the proposed definitions of the draft objectives for Cost and Affordability (above) and Water Resource Sustainability (next slide), previously discussed in Meeting 6. The draft objectives were edited during Meeting 7 and consensus was achieved. The discussion and edits will be documented in the notes for Meeting 7, which will be posted on the BWS website when accepted by the Stakeholder Advisory Group (anticipated July 2016).

5. Water Resource Sustainability

Water sources are protected and available now and into the future by:

- ◆ Proactive management and improvement of the watershed and groundwater supply.
- ◆ Conducting long-range planning (including risks due to climate change).
- ◆ Collaborating with Department of Land and Natural Resources and other relevant land owners and land users.
- ◆ Promoting alternative sources of water (e.g., stormwater, recycled water, brackish water and seawater).
- ◆ Ensuring sufficient financial and staff resources for implementing long-term water sustainability.

Draft Preamble to Objectives

The Honolulu Board of Water Supply (BWS) Stakeholder Advisory Group has developed the following objectives for the BWS Water Master Plan using a consensus-based process. These objectives cover five major areas that support the BWS's water resource planning efforts and the ahupua'a model of sustainable resource management. In establishing these objectives, the Stakeholder Advisory Group recognizes that in a world of limited resources, ~~not all objectives will be fully attainable and at times,~~ some objectives may take precedence over others. For this reason, the Stakeholder Advisory Group emphasizes the guiding principle that meeting these objectives will require balance, sensitivity and shared kuleana.

Stakeholder Advisory Group members were asked to review, discuss, and refine the proposed definition of the draft preamble to the Water Master Plan objectives. The draft preamble shown in this slide reflects the edits made during Meeting 6 and was discussed further in Meeting 7. Consensus on the preamble wording was achieved. The discussion and edits will be documented in the notes for Meeting 7, which will be posted on the BWS website when accepted by the Stakeholder Advisory Group (anticipated July 2016).

Stakeholder Advisory Group Meeting 8

- ◆ Tuesday, July 12, 2016
- ◆ 4:00 pm to 6:30 pm
- ◆ Blaisdell Center



WATER FOR LIFE
Safe, dependable, and affordable water now and into the future.

EMBLISHED TOOLS TO
PRESERVE
FOR FUTURE GENERATIONS

Mahalo!

The slide features a light blue background. At the top, there is a banner with the text 'WATER FOR LIFE' and a subtitle 'Safe, dependable, and affordable water now and into the future.' To the right of the banner is a logo consisting of a white water drop above a curved line. Below the banner is a large, light blue rectangular area. In the center of this area is a photograph of a young boy splashing water. To the right of the boy, the text 'EMBLISHED TOOLS TO PRESERVE FOR FUTURE GENERATIONS' is displayed. Below the photograph, the word 'Mahalo!' is written in a bold, dark blue font. At the bottom of the slide, there is a decorative border with a repeating geometric pattern.