

750 Royal Oaks Drive, Suite 100
Monrovia, California 91016-3629
Tel: (626) 386-1100
Fax: (866) 988-3757
1 800 566 LABS (1 800 566 5227)

Laboratory Report

for

Honolulu Board of Water Supply
630 South Beretania Street
Public Service Bldg." Room 308
Honolulu, HI 96843
Attention: Erwin Kawata
Fax: 808-550-5018

Date of Issue
04/25/2022

Rinda Seddas
EUROFINS EATON
ANALYTICAL, LLC



Utah ELCP CA00006

DEB: Debbie L Frank
Project Manager

Report: 991844
Project: RED-HILL
Group: Red-Hill Expanded List (Albuquerque+)

* Accredited in accordance with TNI 2016 and ISO/IEC 17025:2017.

* Laboratory certifies that the test results meet all TNI 2016 and ISO/IEC 17025:2017 requirements unless noted under the individual analysis.

* As applicable, this report consists of the cover page, State Certification List, ISO 17025 Accredited Method List, Acknowledgement of Samples Received, Comments, Hits Report, Data Report, QC Summary, QC Report and Regulatory Forms.

* Test results relate only to the sample(s) tested.

* Test results apply to the sample(s) as received, unless otherwise noted in the comments report (ISO/IEC 17025:2017).

* This report shall not be reproduced except in full, without the written approval of the laboratory.

* This report includes ISO/IEC 17025 and non-ISO 17025 accredited methods.

STATE CERTIFICATION LIST

State	Certification Number	State	Certification Number
Alabama	41060	Montana	Cert 0035
Arizona	AZ0778	Nebraska	NE-OS-21-13
Arkansas	CA00006	Nevada	CA00006
California	2813	New Hampshire *	2959
Colorado	CA00006	New Jersey *	CA 008
Connecticut	PH-0107	New Mexico	CA00006
Delaware	CA 006	New York *	11320
Florida *	E871024	North Carolina	06701
Georgia	947	North Dakota	R-009
Guam	21-008R	Ohio - 537.1	87786
Hawaii	CA00006	Oregon *	4034
Idaho	CA00006	Pennsylvania *	68-00565
Illinois	200033	Puerto Rico	CA00006
Indiana	C-CA-01	Rhode Island	LAO00326
Iowa – Asbestos	413	South Carolina	87016
Kansas *	E-10268	South Dakota	CA11320
Kentucky	90107	Tennessee	TN02839
Louisiana *	LA008	Texas *	T104704230-20-18
Maine	CA00006	Utah (Primary AB) *	CA00006
Maryland	224	Vermont	VT0114
Marianas Islands	MP0004	Virginia *	460260
Massachusetts	M-CA006	Washington	C838
Michigan	9906	EPA Region 5	CA00006
Mississippi	CA00006	Los Angeles County Sanitation Districts	10264

* NELAP/TNI Recognized Accreditation Bodies

ISO/IEC 17025:2017 Accredited Method List

The test listed below are accredited and met the requirements of ISO/IEC 17025 as verify by A2LA.

Refer to our certificates and scope of accreditations (no. 5890-1 and 5890-2) found at:

<https://www.eurofinsus.com/Eaton>

Test(s)	Method(s)	Potable Water *	Waste Water
Enterococci	Enterolert	x	x
Escherichia coli (Enumeration)	SM 9221 B.1 SM 9221 F	x	
Fecal Coliform (P/A and Enumeration)	SM 9221 C (MTF/EC), SM 9221 E (MTF/EC)	x	x
Fecal Streptococci and Enterococci	SM 9230 B	x	x
Heterotrophic Bacteria	SM 9215 B	x	
Legionella	Legiolert®	x	
Pseudomonas aeruginosa	Idexx Pseudalart	x	
Total Coliform (P/A and Enumeration)	SM 9221A, SM 9221B, SM 9221 C	x	x
Total Coliform, Total Coliform with Chlorine Present	SM 9221 B	x	x
Total Coliform/E. coli (P/A and Enumeration, Idexx Colilert, Idexx Colilert 18, Colisure)	SM 9223	x	
Total Microcystins and Nodularins	EPA 546	X	
Yeast and Mold	SM 9610	x	
1,2,3-Trichloropropane (TCP) at 5 PPT	CA SRL 524M-TCP	x	
1,4-Dioxane	EPA 522	x	
2,3,7,8-TCDD	Modified EPA 1613 B	x	
Acrylamide	+ LCMS 2440)	x	
Algal Toxins/Microcys in	+ LCMS 3570	x	
Alkalinity	SM 2320B	x	x
Ammonia	EPA 350.1, SM 4500-NH3 H		x
Asbestos	EPA 100.2	x	x
Bicarbonate Alkalinity as HCO3	SM 2330 B	x	x
BOD/CBOD	SM 5210 B		x
Bromate	+ LCMS- 2447	x	
Carbonate as CO3	SM 2330 B	x	x
Carbonyls	EPA 556	x	x
Chemical Oxygen Demand	EPA 410.4, SM 5220D		x
Chlorinated Acids	EPA 515.4	x	
Chlorine Dioxide	Palin Test Chlordio X Plus, SM 4500-CLO2 D	x	
Chlorine, Free, Combined, Total Residual, Chloramines	SM 4500-Cl G	x	
Color	SM2120B	x	
Conductivity	EPA 120.1, SM 2510B	x	x
Corrosivity (Langelier Index), Carbonate as CO3, Hydroxide as OH Calculated	SM 2330 B	x	
Cyanide (Amenable)	SM 4500-CN G	x	x
Cyanide (Free)	SM 4500CN F	x	x
Cyanide (Total)	EPA 335.4	x	x
Cyanogen Chloride (Screen)	+ 335 Mod (WC-24467)	x	
Diquat and Paraquat	EPA 549.2	x	
DBP and HAA	SM 6251 B	x	
Dissolved Organic Carbon	SM 5310 C	x	
Dissolved Oxygen	SM 4500-O G		x
EDB/DCBP/TCP	EPA 504.1	x	
EDB/DBCP and Disinfection Byproducts	EPA 551.1	x	
EDTA and NTA	+ WC-2454	x	
Endothall	EPA 548.1, +(LCMS-2445)	x	
Fluoride	SM 4500F C	x	x
Glyphosate	EPA 547	x	
Glyphosate and AMPA	+ LCMS-3618	x	
Gross Alpha and Gross Beta	EPA 900.0	x	x

Test(s)	Method(s)	Potable Water *	Waste Water
Gross Alpha coprecipitation	SM 7110 C	x	x
Hardness	SM 2340 B	x	x
Hexavalent Chromium	EPA 218.6,	x	x
Hexavalent Chromium	EPA 218.7,	x	
Hexavalent Chromium	SM 3500-Cr B		x
Inorganic Anions and DBPs	EPA 300.0	x	x
Norganic Anions and DBPs	EPA 300.1	x	
Kjeldahl Nitrogen	EPA 351.2		x
Metals	EPA 200.7, EPA200.8	x	x
Nitrosamines	EEA-Agilent 521.1 (GCMS-24250)	x	
Nitrate/Nitrite Nitrogen	EPA 353.2	x	x
Odor	SM2150B	x	
Organohalide Pesticides and PCB	EPA 505	x	
Ortho Phosphate	SM 4500P E	x	
Oxyhalides Disinfect ion Byproducts	EPA 317.0	x	
Perchlorate	EPA 331.0	x	
Perchlorate (Low and High Levels)	EPA 314.0	x	
Perfluorinated Alkyl Acids	EPA 533, EPA 537, EPA 537.1	x	
PPCP and EDC	+ LCMS-2443	x	
pH	EPA 150.1 SM 4500-H+ B	x	x
Phenolics – Low Level	+WC 2493 (EPA 420.2 and EPA 420.4 MOD)	x	x
Phenylurea Pesticides/Herbicides	+ LCMS-2448	x	
Radium-226, Radium-228	GA Tech (Rad-2374)	x	
Radon-222	SM 7500RN	x	
Residue (Filterable)	SM 2540C	x	x
Residue (Non-Filterable)	SM 2540D		x
Residue (Total)	SM 2540B		x
Residue (Volatile)	EPA 160.4		x
Semi-Volatile Compounds	EPA 525.2	x	
Silica	SM 4500-SiO2 C	x	x
Sulfide	SM 4500-S D		x
Sulfite	SM 4500-SO3 B	x	x
Surfactants	SM 5540C	x	x
Taste and Odor	SM 6040 E	x	
Total Organic Carbon	SM 5310 C	x	x
Total Phenols	EPA 420.1		x
Total Phenols	EPA 420.4	x	x
Triazine Pesticides and their Degradates	+ LCMS-3617	x	
Turbidity	EPA 180.1	x	x
Uranium by ICP/MS	EPA 200.8	x	
UV 254 Organic Constituents	SM 5910B	x	
VOCs	EPA 524.2	x	
VOCs	+(GCMS 2412) by EPA 524.2 modified	x	

(*) includes: Bottled Water, Drinking Water and Water as Component of Food & Beverage.

(+) In-House Method

Acknowledgement of Samples Received

Addr: **Honolulu Board of Water Supply**
 630 South Beretania Street
 Public Service Bldg." Room 308
 Honolulu, HI 96843

Attn: Erwin Kawata
 Phone: 808-748-5091

Client ID: HONOLULU
 Folder #: 991844
 Project: RED-HILL
 Sample Group: Red-Hill Expanded List
 (Albuquerque+)
 Project Manager: Debbie L Frank
 Phone: (626) 386-1149
 PO #: C20525101 exp 05312023

The following samples were received from you on **March 09, 2022 at 1433**. They have been scheduled for the tests listed below each sample. If this information is incorrect, please contact your service representative. Thank you for using Eurofins Eaton Analytical, LLC.

Sample #	Sample ID	Sample Date									
<u>202203090773</u>	HALAWA WELLS 2 (331-024-WL064)	03/07/2022 1020									
	<table border="0"> <tr> <td>@625A_Physis C</td> <td>@625BN_Physis C</td> <td>@625PAH_Physis_TICS_C</td> </tr> <tr> <td>(SUB)Gas Fraction Hydrocarbons</td> <td>TPH 8015 Diesel and Motor Oil</td> <td>TPH 8015 Jet Fuel 5</td> </tr> <tr> <td>TPH 8015 Jef Fuel 8</td> <td></td> <td></td> </tr> </table>	@625A_Physis C	@625BN_Physis C	@625PAH_Physis_TICS_C	(SUB)Gas Fraction Hydrocarbons	TPH 8015 Diesel and Motor Oil	TPH 8015 Jet Fuel 5	TPH 8015 Jef Fuel 8			
@625A_Physis C	@625BN_Physis C	@625PAH_Physis_TICS_C									
(SUB)Gas Fraction Hydrocarbons	TPH 8015 Diesel and Motor Oil	TPH 8015 Jet Fuel 5									
TPH 8015 Jef Fuel 8											
<u>202203090774</u>	TRAVEL BLANK::HALAWA WELLS 2 (331-024-WL064)	03/07/2022 1020									
	(SUB)Gas Fraction Hydrocarbons										

Test Description


- @625A_Physis C -- 625 Acid Extractable in ug/L
- @625BN_Physis C -- 625 Base Neutral Extractable in ug/L
- @625PAH_Physis_TICS_C -- 625PAH in ug/L

ORIGIN ID: HKA (808) 748-5840
BWS CHEM LAB
HONOLULU BOARD OF WATER SUPPLY
630 S. BERETANIA ST.
CHEMICAL LABORATORY
HONOLULU, HI 96843
UNITED STATES US

SHIP DATE: 08MAR22
ACT WT: 60.00 LB
CAD: 100205419/IN/NET 4460
BILL RECIPIENT

TO C CHUCK
EUROFINS EATON ANALYTICAL, INC
750 ROYAL OAKS DR
SUITE 100
MONROVIA CA 91016
REF: (626) 386-1178
DEPT: NV

56DJ5/EB02/FE4A



1 of 5

TRK# 7762 4174 7430
0201

MASTER

WZ WHPA

91016
CA-US BUR



WED - 09 MAR 10:30A
PRIORITY OVERNIGHT

After printing this label:

1. Use the 'Print' button on this page to print your label to your laser or inkjet printer.
2. Fold the printed page along the horizontal line.
3. Place label in shipping pouch and affix it to your shipment so that the barcode portion of the label can be read and scanned.

Warning: Use only the printed original label for shipping. Using a photocopy of this label for shipping purposes is fraudulent and could result in additional billing charges, along with the cancellation of your FedEx account number.

Use of this system constitutes your agreement to the service conditions in the current FedEx Service Guide, available on fedex.com. FedEx will not be responsible for any claim in excess of \$100 per package, whether the result of loss, damage, delay, non-delivery, misdelivery, or misinformation, unless you declare a higher value, pay an additional charge, document your actual loss and file a timely claim. Limitations found in the current FedEx Service Guide apply. Your right to recover from FedEx for any loss, including intrinsic value of the package, loss of sales, income interest, profit, attorney's fees, costs, and other forms of damage whether direct, incidental, consequential, or special is limited to the greater of \$100 or the authorized declared value. Recovery cannot exceed actual documented loss. Maximum for items of extraordinary value is \$1,000, e.g. jewelry, precious metals, negotiable instruments and other items listed in our Service Guide. Written claims must be filed within strict time limits, see current FedEx Service Guide.

750 Royal Oaks Drive, Suite 100
 Monrovia, California 91016-3629
 (626) 386-1100 FAX (866) 988-3752

Created Date & Time: 1/10/2022 12:06:27AM

Note: Sampler Please return this paper with your samples

Kit #: 310070

Client ID: HONOLULU

Created By: - [AutoGenerated]

Deliver By: 02/09/2022

STG: Bottle Orders

Ice Type: G

Pre Registered

Project Code: RED-HILL Bottle Orders

Group Name: Red-Hill Expanded List (Albuquerque+)

PO#/JOB#: C20525101 exp 05312023

Description: AIEA WELLS PUMPS 1&2 (260) - .

Ship Sample Kits to
 Honolulu Board of Water Supply
 630 South Beretania Street
 Chemistry Lab
 Honolulu, HI 96843
 Attn: Ron Fenstermacher
 Phone: 808-748-5841
 Fax: 808-550-5572

Send Report to
 Honolulu Board of Water Supply
 630 South Beretania Street
 Public Service Bldg., Room 308
 Honolulu, HI 96843
 Attn: Erwin Kawata
 Phone: 808-748-5091
 Fax: 808-550-5018

Billing Address
 Honolulu Board of Water Supply
 630 South Beretania Street
 Public Service Bldg., Room 308
 Honolulu, HI 96843
 Attn: Erwin Kawata
 Phone: 808-748-5091
 Fax: 808-550-5018

# of Sample Tests	Bottle Qty - Type [preservative Information]	Total	UN DOT #
1	TPH 8015 Diesel and Motor Oil_C, TPH 8015 Jet Fuel S_C, TPH 8015 Jet Fuel B_C	6	
1	8015 Gas_C	3	
1	@504MOD TB C, 8015 Gas_C TB	2	
Sum Tests: 3		Sum Bottles: 11	

Comments

AIEA WELLS PUMPS 1&2 (260) (894-203-TP400)

SAMPLER:

Four 1 LITER AMBER GLASS BOTTLES FOR 625 SERIES AND Six 1 LITER AMBER GLASS BOTTLES FOR TPH 8015 SERIES.

SHIPPING:

Travel Blanks - TBA/MTBE, VOASDWA - Prepare TBs in the VOA LAB.
 Label Cooler on TOP and right below both Handles with Site description of contents (use extra Container Labels)

ASM: Be sure to coordinate Follow-up as needed for any new detections in Field samples.
 Acetone - follow-ups need to use EPA 624

Tel: (626) 386-1100
Fax: (866) 988-3757
1 800 566 LABS (1 800 566 5227)

Laboratory Comments

Report: 991844
Project: RED-HILL
Group: Red-Hill Expanded List
(Albuquerque+)

Honolulu Board of Water Supply
Erwin Kawata
630 South Beretania Street
Public Service Bldg." Room 308
Honolulu, HI 96843

Folder Comments

Results for TPH Gas, Diesel, Motor Oil and Jet Fuels are submitted by Emax Laboratories
Results for 625 BNA are submitted by Physis Environmental in Anaheim CA



Eaton Analytical

Tel: (626) 386-1100
Fax: (866) 988-3757
1 800 566 LABS (1 800 566 5227)

Laboratory Hits

Report: 991844
Project: RED-HILL
Group: Red-Hill Expanded List
(Albuquerque+)

Honolulu Board of Water Supply
Erwin Kawata
630 South Beretania Street
Public Service Bldg." Room 308
Honolulu, HI 96843

Samples Received on:
03/09/2022 1433

Analyzed	Analyte	Sample ID	Result	HI Limit	Units	MRL
----------	---------	-----------	--------	----------	-------	-----

SUMMARY OF POSITIVE DATA ONLY

Tel: (626) 386-1100
 Fax: (866) 988-3757
 1 800 566 LABS (1 800 566 5227)

Report: 991844
Project: RED-HILL
Group: Red-Hill Expanded List
 (Albuquerque+)

Honolulu Board of Water Supply
 Erwin Kawata
 630 South Beretania Street
 Public Service Bldg.” Room 308
 Honolulu, HI 96843

Samples Received on:
 03/09/2022 1433

Prepped	Analyzed	Prep Batch	Analytical Batch	Method	Analyte	Result	Units	MRL	Dilution
HALAWA WELLS 2 (331-024-WL064) (202203090773)						Sampled on 03/07/2022 1020			
SW 8015B - (SUB)Gas Fraction Hydrocarbons									
03/11/22	03/11/22 10:31			(SW 8015B)	(SUB)Gas Fraction Hydrocarbons	ND	mg/L	0.02	1
SW 8015B - TPH 8015 Diesel and Motor Oil									
03/14/22	03/15/22 16:13			(SW 8015B)	TPH Diesel	ND	mg/L	0.027	1
03/14/22	03/15/22 16:13			(SW 8015B)	TPH Motor Oil	ND	mg/L	0.055	1
EPA 8015 - Jet Fuel 5 C8-C18									
03/14/22	03/15/22 16:13			(EPA 8015)	Jet Fuel 5	ND	mg/L	0.055	1
EPA 625 - 625PAH in ug/L									
03/11/22	04/09/22 00:00			(EPA 625)	1-Methylnaphthalene	ND	ug/L	0.005	1
03/11/22	04/09/22 00:00			(EPA 625)	1-Methylphenanthrene	ND	ug/L	0.005	1
03/11/22	04/09/22 00:00			(EPA 625)	2,3,5-Trimethylnaphthalene	ND	ug/L	0.005	1
03/11/22	04/09/22 00:00			(EPA 625)	2,4,6-Trichlorophenol	ND	ug/L	0.1	1
03/11/22	04/09/22 00:00			(EPA 625)	2,6-Dimethylnaphthalene	ND	ug/L	0.005	1
03/11/22	04/09/22 00:00			(EPA 625)	2-Methylnaphthalene	ND	ug/L	0.005	1
03/11/22	04/09/22 00:00			(EPA 625)	Acenaphthene	ND	ug/L	0.005	1
03/11/22	04/09/22 00:00			(EPA 625)	Acenaphthylene	ND	ug/L	0.005	1
03/11/22	04/09/22 00:00			(EPA 625)	Anthracene	ND	ug/L	0.005	1
03/11/22	04/09/22 00:00			(EPA 625)	Benz(a)Anthracene	ND	ug/L	0.005	1
03/11/22	04/09/22 00:00			(EPA 625)	Benzo(a)pyrene	ND	ug/L	0.005	1
03/11/22	04/09/22 00:00			(EPA 625)	Benzo(b)fluoranthene	ND	ug/L	0.005	1
03/11/22	04/09/22 00:00			(EPA 625)	Benzo(e)pyrene	ND	ug/L	0.005	1
03/11/22	04/09/22 00:00			(EPA 625)	Benzo(g,h,i)perylene	ND	ug/L	0.005	1
03/11/22	04/09/22 00:00			(EPA 625)	Benzo(k)fluoranthene	ND	ug/L	0.005	1
03/11/22	04/09/22 00:00			(EPA 625)	Biphenyl	ND	ug/L	0.005	1
03/11/22	04/09/22 00:00			(EPA 625)	Chrysene	ND	ug/L	0.005	1
03/11/22	04/09/22 00:00			(EPA 625)	Dibenz(a,h)Anthracene	ND	ug/L	0.005	1
03/11/22	04/09/22 00:00			(EPA 625)	Dibenzo(a,l)pyrene	ND	ug/L	0.005	1
03/11/22	04/09/22 00:00			(EPA 625)	Dibenzothiophene	ND	ug/L	0.005	1
03/11/22	04/09/22 00:00			(EPA 625)	Fluoranthene	ND	ug/L	0.005	1
03/11/22	04/09/22 00:00			(EPA 625)	Fluorene	ND	ug/L	0.005	1
03/11/22	04/09/22 00:00			(EPA 625)	Indeno(1,2,3,c,d)Pyrene	ND	ug/L	0.005	1
03/11/22	04/09/22 00:00			(EPA 625)	Naphthalene	ND	ug/L	0.005	1
03/11/22	04/09/22 00:00			(EPA 625)	Pentachlorophenol	ND	ug/L	0.1	1
03/11/22	04/09/22 00:00			(EPA 625)	Perylene	ND	ug/L	0.005	1
03/11/22	04/09/22 00:00			(EPA 625)	Phenanthrene	ND	ug/L	0.005	1

Rounding on totals after summation.
 (c) - indicates calculated results. Analysis is a calculated result. Reported results are not rounded until the final step before reporting. Therefore methods that use a test result with further calculation may have slight differences in final result than the component analyses.

Tel: (626) 386-1100
 Fax: (866) 988-3757
 1 800 566 LABS (1 800 566 5227)

Report: 991844
Project: RED-HILL
Group: Red-Hill Expanded List
 (Albuquerque+)

Honolulu Board of Water Supply
 Erwin Kawata
 630 South Beretania Street
 Public Service Bldg.” Room 308
 Honolulu, HI 96843

Samples Received on:
 03/09/2022 1433

Prepped	Analyzed	Prep Batch	Analytical Batch	Method	Analyte	Result	Units	MRL	Dilution
03/11/22	04/09/22 00:00			(EPA 625)	Pyrene	ND	ug/L	0.005	1
EPA 8015 - Jet Fuel 8 C8-C18									
	03/15/22 16:13			(EPA 8015)	Jet Fuel 8	ND	mg/L	0.055	1
EPA 625 - 625 Acid Extractable in ug/L									
03/11/22	04/09/22 00:00			(EPA 625)	2,4,5-Trichlorophenol	ND	ug/L	0.1	1
03/11/22	04/09/22 00:00			(EPA 625)	2,4,6-Trichlorophenol	ND	ug/L	0.1	1
03/11/22	04/09/22 00:00			(EPA 625)	2,4-Dichlorophenol	ND	ug/L	0.1	1
03/11/22	04/09/22 00:00			(EPA 625)	2,4-Dinitrophenol	ND	ug/L	0.2	1
03/11/22	04/09/22 00:00			(EPA 625)	2,6-Dichlorophenol	ND	ug/L	0.1	1
03/11/22	04/09/22 00:00			(EPA 625)	2,6-Di-tert-butyl-4-methylphenol	ND	ug/L	0.1	1
03/11/22	04/09/22 00:00			(EPA 625)	2,6-Di-tert-butylphenol	ND	ug/L	0.1	1
03/11/22	04/09/22 00:00			(EPA 625)	2-Chlorophenol	ND	ug/L	0.1	1
03/11/22	04/09/22 00:00			(EPA 625)	2-Methylphenol	ND	ug/L	0.2	1
03/11/22	04/09/22 00:00			(EPA 625)	2-Nitrophenol	ND	ug/L	0.2	1
03/11/22	04/09/22 00:00			(EPA 625)	4,6-Dinitro-2-methylphenol	ND	ug/L	0.2	1
03/11/22	04/09/22 00:00			(EPA 625)	4-Chloro-3-methyl phenol	ND	ug/L	0.2	1
03/11/22	04/09/22 00:00			(EPA 625)	4-Methylphenol	ND	ug/L	0.2	1
03/11/22	04/09/22 00:00			(EPA 625)	4-Nitrophenol	ND	ug/L	0.2	1
03/11/22	04/09/22 00:00			(EPA 625)	6-tert-Butyl-2,4-dimethylphenol	ND	ug/L	0.1	1
03/11/22	04/09/22 00:00			(EPA 625)	Benzoic acid	ND	ug/L	0.2	1
03/11/22	04/09/22 00:00			(EPA 625)	Benzyl alcohol	ND	ug/L	0.2	1
03/11/22	04/09/22 00:00			(EPA 625)	pentachlorophenol	ND	ug/L	0.1	1
03/11/22	04/09/22 00:00			(EPA 625)	Phenol	ND	ug/L	0.2	1
03/11/22	04/09/22 00:00			(EPA 625)	p-tert-Butylphenol	ND	ug/L	0.1	1
EPA 625 - 625 Base Neutral Extractable in ug/L									
03/11/22	04/09/22 00:00			(EPA 625)	2-Chloronaphthalene	ND	ug/L	0.1	1
03/11/22	04/09/22 00:00			(EPA 625)	2-Nitroaniline	ND	ug/L	0.1	1
03/11/22	04/09/22 00:00			(EPA 625)	3-Nitroaniline	ND	ug/L	0.1	1
03/11/22	04/09/22 00:00			(EPA 625)	4-Bromophenylphenyl Ether	ND	ug/L	0.1	1
03/11/22	04/09/22 00:00			(EPA 625)	4-Chlorophenylphenyl Ether	ND	ug/L	0.1	1
03/11/22	04/09/22 00:00			(EPA 625)	4-Nitroaniline	ND	ug/L	0.1	1
03/11/22	04/09/22 00:00			(EPA 625)	Aniline	ND	ug/L	0.1	1
03/11/22	04/09/22 00:00			(EPA 625)	Benzidine	ND	ug/L	0.1	1
03/11/22	04/09/22 00:00			(EPA 625)	bis(2-Chloroethoxy)methane	ND	ug/L	0.1	1
03/11/22	04/09/22 00:00			(EPA 625)	bis(2-Chloroethyl)ether	ND	ug/L	0.1	1
03/11/22	04/09/22 00:00			(EPA 625)	bis(2-Chloroisopropyl) ether	ND	ug/L	0.1	1
03/11/22	04/09/22 00:00			(EPA 625)	Dibenzofuran	ND	ug/L	0.1	1

Rounding on totals after summation.
 (c) - indicates calculated results. Analysis is a calculated result. Reported results are not rounded until the final step before reporting. Therefore methods that use a test result with further calculation may have slight differences in final result than the component analyses.

Tel: (626) 386-1100
 Fax: (626) 988-3757
 1 800 566 LABS (1 800 566 5227)

Laboratory Data

Report: 991844
Project: RED-HILL
Group: Red-Hill Expanded List
 (Albuquerque+)

Honolulu Board of Water Supply
 Erwin Kawata
 630 South Beretania Street
 Public Service Bldg." Room 308
 Honolulu, HI 96843

Samples Received on:
 03/09/2022 1433

Prepped	Analyzed	Prep Batch	Analytical Batch	Method	Analyte	Result	Units	MRL	Dilution
03/11/22	04/09/22 00:00			(EPA 625)	Disalicylideneopropanediamine	ND	ug/L	0.1	1
03/11/22	04/09/22 00:00			(EPA 625)	Hexachloroethane	ND	ug/L	0.1	1
03/11/22	04/09/22 00:00			(EPA 625)	Nitrobenzene	ND	ug/L	0.1	1
03/11/22	04/09/22 00:00			(EPA 625)	N-Nitrosodi-N-propylamine	ND	ug/L	0.1	1
03/11/22	04/09/22 00:00			(EPA 625)	N-Nitrosodiphenylamine	ND	ug/L	0.1	1
03/11/22	04/09/22 00:00			(EPA 625)	p-Chloroaniline	ND	ug/L	0.1	1
TRAVEL BLANK::HALAWA WELLS 2 (331-024-WL064) (202203090774)						Sampled on 03/07/2022 1020			
SW 8015B - (SUB)Gas Fraction Hydrocarbons									
03/11/22	03/10/22 21:58			(SW 8015B)	(SUB)Gas Fraction Hydrocarbons	ND	mg/L	0.02	1

Rounding on totals after summation.
 (c) - indicates calculated results. Analysis is a calculated result. Reported results are not rounded until the final step before reporting. Therefore methods that use a test result with further calculation may have slight differences in final result than the component analyses.



Eaton Analytical

Tel: (626) 386-1100
Fax: (626) 988-3757
1 800 566 LABS (1 800 566 5227)

Laboratory Hits

Report: 991844
Project: RED-HILL
Group: Red-Hill Expanded List
(Albuquerque+)

Honolulu Board of Water Supply
Erwin Kawata
630 South Beretania Street
Public Service Bldg.” Room 308
Honolulu, HI 96843

Samples Received on:
03/09/2022 1433

Analyzed	Analyte	Sample ID	Result	Federal MCL	Units	MRL
----------	---------	-----------	--------	-------------	-------	-----



3051 Fujita Street
Torrance, CA 90505
Tel: (310)-618-8889

Date: 03-21-2022
EMAX Batch No.: 22C120

Attn: Jackie Contreras

Eurofins Eaton Analytical
750 Royal Oaks Dr., Suite 100
Monrovia, CA 91016-3629

Subject: Laboratory Report
Project: 991844

Enclosed is the Laboratory report for samples received on 03/10/22.
The data reported relate only to samples listed below :

Sample ID	Control #	Col Date	Matrix	Analysis
202203090773	C120-01	03/07/22	WATER	TPH GASOLINE TPH
202203090774	C120-02	03/07/22	WATER	TPH GASOLINE

The results are summarized on the following pages.

Please feel free to call if you have any questions concerning these results.

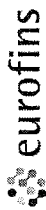
Sincerely yours,

Caspar J. Pang
Laboratory Director

This report is confidential and intended solely for the use of the individual or entity to whom it is addressed. This report shall not be reproduced except in full or without the written approval of EMAX.

EMAX certifies that results included in this report meets all TNI & DOD requirements unless noted in the Case Narrative.

NELAP Accredited Certificate Number CA002912021-19
ANAB Accredited DoD ELAP and ISO/IEC 17025 Certificate Number L2278 Testing
California ELAP Accredited Certificate Number 2672



Eaton Analytical

Ship To:
EMAX Laboratories, Inc.
3051 Fujita St.
Torrance, CA 90505

Phone: 310-618-8889 Fax: 310-618-0818

Folder #: 991844
Report Due: 03/16/2022

Sample ID: 202203090773 (1)
Client Sample ID for reference on: HALAWA WELLS 2 (331-024-WL064)

Sample type: Sample Event: Facility ID: Sample Point ID: Static ID: JLS

Method	Prep Method	Analysis Requested
SW 8015B	EPA 5030C	(SUB)Gas Fraction Hydrocarbons
SW 8015B	EPA 3550B	TPH 8015 Diesel and Motor Oil
EPA 8015	EPA 8015	Jet Fuel 5 C8-C18
EPA 8015		Jet Fuel 8 C8-C18

Sample ID: 202203090774 (2)
Client Sample ID for reference on: TRAVEL BLANK: HALAWA WELLS 2 (331-024-WL064)

Method	Prep Method	Analysis Requested
SW 8015B	EPA 5030C	(SUB)Gas Fraction Hydrocarbons

Relinquished by: [Signature] Sample Control

Received by: [Signature] Date: 3/16/22 Time: 12:05

Relinquished by: Sample Control

Received by: Date: 3/16/22 Time: 12:05

Submittal Form 22 C120

Date: 3/16/22

*REPORTING REQUIREMENTS: Do Not Combine Reports with any other samples submitted under different Folder Numbers! Report & Invoice must have the Folder# 991844 Job # 1000014

Report all quality control data according to Method. Include dates analyzed, Date extracted (if extracted) and Method reference on the report. Results must have Complete data & QC with Approval Signature

Reports: Jackie Contreras Sub-Contracting Administrator
EMAIL TO: Eaton-MonroviaSubContract@eurofins.com
Eurofins Eaton Analytical, LLC 750 Royal Oaks Drive, Suite 100, Monrovia, CA 91016
Phone (626) 386-1165 Fax (626) 386-1122
Invoices to: Eurofins Eaton Analytical, LLC
Accounts Payable 2425 New Holland Pike, Lancaster, PA 17605

Provide in each Report the Specified State Certification # and Exp Date for requested tests + matrix.

Samples from: HAWAII

2-3 day rush

NOTIFICATION REQUIRED IF RECEIVED OUTSIDE OF 0-6 CELSIUS

An Acknowledgement of Receipt is requested to attn: Jackie Contreras

Temp: 3.4/2.9 (1)
2.6/2.1 (2)
2.2/1.7 (3)

Type of Delivery	Airbill / Tracking Number	ECN 22C120
<input type="checkbox"/> Fedex <input type="checkbox"/> UPS <input type="checkbox"/> GSO <input type="checkbox"/> Others		Recipient Jocelyne Solis
<input type="checkbox"/> EMAX Courier <input checked="" type="checkbox"/> Client Delivery		Date 03/10/22 Time 12:05

COC INSPECTION

<input checked="" type="checkbox"/> Client Name	<input checked="" type="checkbox"/> Client PM/FC	<input type="checkbox"/> Sampler Name	<input checked="" type="checkbox"/> Sampling Date/Time	<input checked="" type="checkbox"/> Sample ID	<input checked="" type="checkbox"/> Matrix
<input checked="" type="checkbox"/> Address	<input checked="" type="checkbox"/> Tel # / Fax #	<input type="checkbox"/> Courier Signature	<input checked="" type="checkbox"/> Analysis Required	<input type="checkbox"/> Preservative (if any)	<input checked="" type="checkbox"/> TAT
Safety Issues (if any)	<input type="checkbox"/> High concentrations expected	<input type="checkbox"/> From Superfund Site	<input type="checkbox"/> Rad screening required		

Note: _____

PACKAGING INSPECTION

Container *CORRECTION	<input checked="" type="checkbox"/> Cooler	<input type="checkbox"/> Box	<input type="checkbox"/> Other
Condition Factor: -0.5	<input type="checkbox"/> Custody Seal	<input type="checkbox"/> Intact	<input type="checkbox"/> Damaged
Packaging	<input checked="" type="checkbox"/> Bubble Pack	<input type="checkbox"/> Styrofoam	<input type="checkbox"/> Popcorn
Temperatures (Cool, ≤6 °C but not frozen)	<input checked="" type="checkbox"/> Cooler 13.4/29 °C	<input checked="" type="checkbox"/> Cooler 22.6/21 °C	<input checked="" type="checkbox"/> Cooler 32.2/17 °C
Thermometer: A - S/N _____	<input type="checkbox"/> Cooler 6 _____°C	<input type="checkbox"/> Cooler 7 _____°C	<input type="checkbox"/> Cooler 8 _____°C
	<input type="checkbox"/> Cooler 9 _____°C	<input type="checkbox"/> Cooler 10 _____°C	<input type="checkbox"/> Cooler 11 _____°C

Comments: Temperature is out of range. PM was informed IMMEDIATELY.

Note: _____

DISCREPANCIES

LabSampleID	LabSampleContainerID	Code	ClientSample Label ID / Information	Corrective Action
1	4-9	D22		P8

pH holding time requirement for water samples is 15 mins. Water samples for pH analysis are received beyond 15 minutes from sampling time.

NOTES/OBSERVATIONS:

SAMPLE MATRIX IS DRINKING WATER? YES NO

LEGEND:

Code Description- Sample Management

- D1 Analysis is not indicated in _____
- D2 Analysis mismatch COC vs label
- D3 Sample ID mismatch COC vs label
- D4 Sample ID is not indicated in _____
- D5 Container -[improper] [[leaking] [broken]
- D6 Date/Time is not indicated in _____
- D7 Date/Time mismatch COC vs label
- D8 Sample listed in COC is not received
- D9 Sample received is not listed in COC
- D10 No initial/date on corrections in COC/label
- D11 Container count mismatch COC vs received
- D12 Container size mismatch COC vs received

Code Description-Sample Management

- D13 Out of Holding Time
- D14 Bubble is >6mm
- D15 No trip blank in cooler
- D16 Preservation not indicated in _____
- D17 Preservation mismatch COC vs label
- D18 Insufficient chemical preservative
- D19 Insufficient Sample
- D20 No filtration info for dissolved analysis
- D21 No sample for moisture determination
- D22 Jet Fuel 8 Analysis not indicated**
- D23 **on label**
- D24 _____

Continue to next page.

Code Description-Sample Management

- R1 Proceed as indicated in COC Label
- R2 Refer to attached instruction
- R3 Cancel the analysis
- R4 Use vial with smallest bubble first
- R5 Log-in with latest sampling date and time+1 min
- R6 Adjust pH as necessary
- R7 Filter and preserved as necessary
- R8 **Informed Client**
- R9 _____
- R10 _____
- R11 _____
- R12 _____

REVIEWS:

Sample Labeling **Maria Rivera**
 Date **03/10/22**

SRF **Cecilia**
 Date **3/10/22**

PM **AB**
 Date **3/14/22**

REPORTING CONVENTIONS

DATA QUALIFIERS:

Lab Qualifier	AFCEE Qualifier	Description
J	F	Indicates that the analyte is positively identified and the result is less than RL but greater than MDL.
N		Indicates presumptive evidence of a compound.
B	B	Indicates that the analyte is found in the associated method blank as well as in the sample at above QC level.
E	J	Indicates that the result is above the maximum calibration range or estimated value.
*	*	Out of QC limit.

Note: The above qualifiers are used to flag the results unless the project requires a different set of qualification criteria.

ACRONYMS AND ABBREVIATIONS:

CRDL	Contract Required Detection Limit
RL	Reporting Limit
MRL	Method Reporting Limit
PQL	Practical Quantitation Limit
MDL	Method Detection Limit
DO	Diluted out

DATES

The date and time information for leaching and preparation reflect the beginning date and time of the procedure unless the method, protocol, or project specifically requires otherwise.

LABORATORY REPORT FOR

EUROFINS EATON ANALYTICAL

991844

METHOD 5030B/8015B
TOTAL PETROLEUM HYDROCARBONS BY PURGE AND TRAP

SDG#: 22C120

CASE NARRATIVE

Client : EUROFINS EATON ANALYTICAL

Project: 991844

SDG : 22C120

METHOD 5030B/8015B
TOTAL PETROLEUM HYDROCARBONS BY PURGE AND TRAP

A total of two(2) water samples were received on 03/10/22 to be analyzed for Total Petroleum Hydrocarbons by Purge and Trap in accordance with Method 5030B/8015B and project specific requirements.

Holding Time

Samples were analyzed within the prescribed holding time.

Calibration

Multi-calibration points were generated to establish initial calibration (ICAL). ICAL was verified using a secondary source (ICV). Continuing calibration (CCV) verifications were carried out on a frequency specified by the project. All calibration requirements were within acceptance criteria. Refer to calibration summary forms of ICAL, ICV and CCV for details. MRL was analyzed as required by the project. Refer to MRL summary form for details.

Method Blank

Method blank was prepared and analyzed at the frequency required by the project. For this SDG, one(1) method blank was analyzed. VGH7C04B - result was compliant to project requirement. Refer to sample result summary form for details.

Lab Control Sample

Lab control sample was prepared and analyzed at a frequency required by the project. For this SDG, one(1) set of LCS/LCD was analyzed. VGH7C04L/VGH7C04C were within LCS limits. Refer to LCS summary form for details.

Matrix QC Sample

Matrix spike sample was prepared and analyzed at a frequency required by the project. For this SDG, one(1) set of MS/MSD was analyzed. Gasoline was within MS QC limits in C121-01M/C121-01S. Refer to Matrix QC summary form for details.

Surrogate

Surrogate was added on QC and field samples. All surrogate recoveries were within QC limits. Refer to sample result summary forms for details.

Sample Analysis

Samples were analyzed according to prescribed analytical procedures. Results were evaluated in accordance to project requirements. For this SDG, all quality control requirements were met.

SAMPLE RESULTS

METHOD 5030B/8015B
TOTAL PETROLEUM HYDROCARBONS BY PURGE AND TRAP

```

=====
Client      : EUROFINS EATON ANALYTICAL   Date Collected: 03/07/22 10:20
Project     : 991844                     Date Received: 03/10/22
Batch No.   : 22C120                     Date Extracted: 03/11/22 10:31
Sample ID   : 202203090773              Date Analyzed: 03/11/22 10:31
Lab Samp ID: C120-01R                   Dilution Factor: 1
Lab File ID: AC10025A                    Matrix: WATER
Ext Btch ID: 22VGH7C04                   % Moisture: NA
Calib. Ref.: AC10024A                    Instrument ID: H7
=====

```

PARAMETERS	RESULTS (mg/L)	RL (mg/L)	MDL (mg/L)	
GASOLINE	ND	0.020	0.010	
SURROGATE PARAMETERS	RESULT	SPK_AMT	%RECOVERY	QC LIMIT
Bromofluorobenzene	0.0348	0.0400	87	60-140

Notes:

Parameter H-C Range
Gasoline C6-C10
Reported ND at RL quantitated per pattern recognition.

Detection limits are reported relative to sample result significant figures.
Sample Amount : 5ml Final Volume : 5ml
Prepared by : SCerva Analyzed by : SCerva

METHOD 5030B/8015B
TOTAL PETROLEUM HYDROCARBONS BY PURGE AND TRAP

```

=====
Client      : EUROFINS EATON ANALYTICAL   Date Collected: 03/07/22 10:20
Project    : 991844                      Date Received: 03/10/22
Batch No.  : 22C120                      Date Extracted: 03/10/22 21:58
Sample ID  : 202203090774               Date Analyzed: 03/10/22 21:58
Lab Samp ID: C120-02                    Dilution Factor: 1
Lab File ID: AC10016A                   Matrix: WATER
Ext Btch ID: 22VGH7C04                  % Moisture: NA
Calib. Ref.: AC10014A                   Instrument ID: H7
=====

```

PARAMETERS	RESULTS (mg/L)	RL (mg/L)	MDL (mg/L)		
GASOLINE	ND	0.020	0.010		
SURROGATE PARAMETERS	RESULT	SPK_AMT	%RECOVERY	QC LIMIT	
Bromofluorobenzene	0.0317	0.0400	79	60-140	

Notes:

Parameter H-C Range
Gasoline C6-C10
Reported ND at RL quantitated per pattern recognition.

Detection limits are reported relative to sample result significant figures.
Sample Amount : 5ml Final Volume : 5ml
Prepared by : SCerva Analyzed by : SCerva

QC SUMMARIES

EMAX QUALITY CONTROL DATA
LAB CONTROL SAMPLE ANALYSIS

CLIENT : EUROFINS EATON ANALYTICAL
PROJECT : 991844
BATCH NO. : 22C120
METHOD : 5030B/8015B

```

=====
MATRIX      : WATER                               % MOISTURE:NA
DILUTION FACTOR: 1                               1
SAMPLE ID   : MBLK1W                             LCS1W       LCD1W
LAB SAMPLE ID : VGH7C04B                         VGH7C04L   VGH7C04C
LAB FILE ID  : AC10004A                          AC10006A   AC10007A
DATE PREPARED : 03/10/22 15:06                   03/10/22 16:14 03/10/22 16:49
DATE ANALYZED : 03/10/22 15:06                   03/10/22 16:14 03/10/22 16:49
PREP BATCH   : 22VGH7C04                         22VGH7C04  22VGH7C04
CALIBRATION REF: AC10003A                        AC10003A   AC10003A
  
```

ACCESSION:

PARAMETERS	MBResult (mg/L)	SpikeAmt (mg/L)	LCSResult (mg/L)	LCSRec (%)	SpikeAmt (mg/L)	LCDResult (mg/L)	LCDRec (%)	RPD (%)	QCLimit (%)	MaxRPD (%)
Gasoline	ND	0.500	0.447	89	0.500	0.444	89	1	60-130	30

SURROGATE PARAMETER	SpikeAmt (mg/L)	LCSResult (mg/L)	LCSRec (%)	SpikeAmt (mg/L)	LCDResult (mg/L)	LCDRec (%)	QCLimit (%)
Bromofluorobenzene	0.0400	0.0453	113	0.0400	0.0465	116	70-130

MB: Method Blank sample LCS: Lab Control Sample LCD: Lab Control Sample Duplicate

EMAX QUALITY CONTROL DATA
MS/MSD ANALYSIS

CLIENT : EUROFINS EATON ANALYTICAL
PROJECT : 991851
BATCH NO. : 22C121
METHOD : 5030B/8015B

MATRIX	: WATER		% MOISTURE:NA
DILUTION FACTOR:	1	1	1
SAMPLE ID	: 202203090784	202203090784MS	202203090784MSD
LAB SAMPLE ID	: C121-01	C121-01M	C121-01S
LAB FILE ID	: AC10011A	AC10012A	AC10013A
DATE PREPARED	: 03/10/22 19:07	03/10/22 19:41	03/10/22 20:15
DATE ANALYZED	: 03/10/22 19:07	03/10/22 19:41	03/10/22 20:15
PREP BATCH	: 22VGH7C04	22VGH7C04	22VGH7C04
CALIBRATION REF:	AC10003A	AC10003A	AC10003A

ACCESSION:

PARAMETERS	PSResult (mg/L)	SpikeAmt (mg/L)	MSResult (mg/L)	MSRec (%)	SpikeAmt (mg/L)	MSDResult (mg/L)	MSDRec (%)	RPD (%)	QCLimit (%)	MaxRPD (%)
Gasoline	ND	0.500	0.462	92	0.500	0.469	94	2	50-130	30

SURROGATE PARAMETER	SpikeAmt (mg/L)	MSResult (mg/L)	MSRec (%)	SpikeAmt (mg/L)	MSDResult (mg/L)	MSDRec (%)	QCLimit (%)
Bromofluorobenzene	0.0400	0.0463	116	0.0400	0.0482	121	60-140

PS: Parent Sample MS: Matrix Spike MSD: Matrix Spike Duplicate

LABORATORY REPORT FOR

EUROFINS EATON ANALYTICAL

991844

METHOD 3520C/8015B
TOTAL PETROLEUM HYDROCARBONS BY EXTRACTION

SDG#: 22C120

CASE NARRATIVE

Client : EUROFINS EATON ANALYTICAL

Project: 991844

SDG : 22C120

METHOD 3520C/8015B TOTAL PETROLEUM HYDROCARBONS BY EXTRACTION

One(1) water sample was received on 03/10/22 to be analyzed for Total Petroleum Hydrocarbons by Extraction in accordance with Method 3520C/8015B and project specific requirements.

Holding Time

The sample was analyzed within the prescribed holding time.

Calibration

Multi-calibration points were generated to establish initial calibration (ICAL). ICAL was verified using a secondary source (ICV). Continuing calibration (CCV) verifications were carried out on a frequency specified by the project. All calibration requirements were within acceptance criteria. Refer to calibration summary forms of ICAL, ICV and CCV for details. MRL was analyzed as required by the project. Refer to MRL summary form for details.

Method Blank

Method blank was prepared and analyzed at the frequency required by the project. For this SDG, one(1) method blank was analyzed. DSC018WB - result was compliant to project requirement. Refer to sample result summary form for details.

Lab Control Sample

Lab control sample was prepared and analyzed at a frequency required by the project. For this SDG, one(1) LCS was analyzed. Percent recovery for Diesel was within LCS QC limits in DSC018WL. Refer to LCS summary form for details.

Matrix QC Sample

No matrix QC sample was provided on this SDG. One(1) set of MS/MSD was analyzed. Diesel was within MS QC limits in 22C121-01M/22C121-01S. Refer to Matrix QC summary form for details.

Surrogate

Surrogates were added on QC and field samples. All surrogate recoveries were within QC limits. Refer to sample result summary forms for details.

Sample Analysis

The sample was analyzed according to prescribed analytical procedures. Results were evaluated in accordance to project requirements. For this SDG, all quality control requirements were met.

CASE NARRATIVE

Client : EUROFINS EATON ANALYTICAL

Project: 991844

SDG : 22C120

METHOD 3520C/8015B PETROLEUM HYDROCARBONS BY EXTRACTION

One(1) water sample was received on 03/10/22 to be analyzed for Petroleum Hydrocarbons by Extraction in accordance with Method 3520C/8015B and project specific requirements.

Holding Time

The sample was analyzed within the prescribed holding time.

Calibration

Multi-calibration points were generated to establish initial calibration (ICAL). ICAL was verified using a secondary source (ICV). Continuing calibration (CCV) verifications were carried out on a frequency specified by the project. All calibration requirements were within acceptance criteria. Refer to calibration summary forms of ICAL, ICV and CCV for details. MRL was analyzed as required by the project. Refer to MRL summary form for details.

Method Blank

Method blank was prepared and analyzed at the frequency required by the project. For this SDG, one(1) method blank was analyzed. DSC018WB - result was compliant to project requirement. Refer to sample result summary form for details.

Lab Control Sample

Lab control sample was prepared and analyzed at a frequency required by the project. For this SDG, one(1) LCS was analyzed. Percent recovery for JP5 was within LCS QC limits in J5C018WL. Refer to LCS summary form for details.

Matrix QC Sample

No matrix QC sample was provided on this SDG. One(1) set of MS/MSD was analyzed. JP5 was within MS QC limits in 22C121-01M/22C121-01S. Refer to Matrix QC summary form for details.

Surrogate

Surrogates were added on QC and field samples. All surrogate recoveries were within QC limits. Refer to sample result summary forms for details.

Sample Analysis

The sample was analyzed according to prescribed analytical procedures. Results were evaluated in accordance to project requirements. For this SDG, all quality control requirements were met.

CASE NARRATIVE

Client : EUROFINS EATON ANALYTICAL

Project: 991844

SDG : 22C120

METHOD 3520C/8015B PETROLEUM HYDROCARBONS BY EXTRACTION

One(1) water sample was received on 03/10/22 to be analyzed for Petroleum Hydrocarbons by Extraction in accordance with Method 3520C/8015B and project specific requirements.

Holding Time

The sample was analyzed within the prescribed holding time.

Calibration

Multi-calibration points were generated to establish initial calibration (ICAL). ICAL was verified using a secondary source (ICV). Continuing calibration (CCV) verifications were carried out on a frequency specified by the project. All calibration requirements were within acceptance criteria. Refer to calibration summary forms of ICAL, ICV and CCV for details. MRL was analyzed as required by the project. Refer to MRL summary form for details.

Method Blank

Method blank was prepared and analyzed at the frequency required by the project. For this SDG, one(1) method blank was analyzed. DSC018WB - result was compliant to project requirement. Refer to sample result summary form for details.

Lab Control Sample

Lab control sample was prepared and analyzed at a frequency required by the project. For this SDG, one(1) LCS was analyzed. Percent recovery for JP8 was within LCS QC limits in J8C018WL. Refer to LCS summary form for details.

Matrix QC Sample

No matrix QC sample was provided on this SDG. one(1) set of MS/MSD was analyzed. JP8 was within MS QC limits in 22C121-01M/22C121-01S. Refer to Matrix QC summary form for details.

Surrogate

Surrogates were added on QC and field samples. All surrogate recoveries were within QC limits. Refer to sample result summary forms for details.

Sample Analysis

The sample was analyzed according to prescribed analytical procedures. Results were evaluated in accordance to project requirements. For this SDG, all quality control requirements were met.

LAB CHRONICLE
TOTAL PETROLEUM HYDROCARBONS BY EXTRACTION

```

=====
Client : EUROFINS EATON ANALYTICAL
Project : 991844
=====
SDG NO. : 22C120
Instrument ID : D5
=====

```

Client Sample ID	Laboratory Sample ID	Dilution Factor	% Moist	WATER		Extraction DateTime	Sample Data FN	Calibration Prep. Data FN	Notes
				Analysis DateTime	% Moist				
MBLK1W	DSC018MB	1	NA	03/15/2214:42	03/14/2212:30	LC15009A	LC15003A	22DSC018W	Method Blank
LCS1W	DSC018WL	1	NA	03/15/2215:00	03/14/2212:30	LC15010A	LC15003A	22DSC018W	Lab Control Sample (LCS)
202203090773	C120-01	1	NA	03/15/2216:13	03/14/2212:30	LC15014A	LC15003A	22DSC018W	Field Sample

FN - Filename
% Moist - Percent Moisture

LAB CHRONICLE
PETROLEUM HYDROCARBONS BY EXTRACTION

```

=====
Client : EUROFINS EATON ANALYTICAL
Project : 991844
=====
SDG NO. : 22C120
Instrument ID : D5
=====
  
```

Client Sample ID	Laboratory Sample ID	Dilution Factor	% Moist	WATER		Extraction Date/Time	Sample Data FN	Calibration Data FN	Prep. Batch	Notes
				Analysis Date/Time						
MBLK1W	DSC018WB	1	NA	03/15/2214:42		03/14/2212:30	LC15009A	LC15004A	22DSC018W	Method Blank
LCS1W	J5C018WL	1	NA	03/15/2215:19		03/14/2212:30	LC15011A	LC15004A	22DSC018W	Lab Control Sample (LCS)
202203090773	C120-01	1	NA	03/15/2216:13		03/14/2212:30	LC15014A	LC15004A	22DSC018W	Field Sample

FN - Filename
% Moist - Percent Moisture

LAB CHRONICLE
PETROLEUM HYDROCARBONS BY EXTRACTION

```

=====
Client      : EUROFINS EATON ANALYTICAL
Project     : 991844
=====
SDG NO.    : 22C120
Instrument ID : D5
=====

```

Client Sample ID	Laboratory Sample ID	Dilution Factor	% Moist	WATER			Extraction DateTime	Sample Data FN	Calibration Data FN	Prep. Batch	Notes
				Analysis DateTime	% Moist	Extraction DateTime					
MBLK1W	DSC018WB	1	NA	03/15/2214:42	03/14/2212:30	LC15009A	LC15005A	22DSC018W	Method Blank		
LCS1W	J8C018WL	1	NA	03/15/2215:37	03/14/2212:30	LC15012A	LC15005A	22DSC018W	Lab Control Sample (LCS)		
202203090773	C120-01	1	NA	03/15/2216:13	03/14/2212:30	LC15014A	LC15005A	22DSC018W	Field Sample		

```

FN          - Filename
% Moist     - Percent Moisture

```

SAMPLE RESULTS

METHOD 3520C/8015B
TOTAL PETROLEUM HYDROCARBONS BY EXTRACTION

```

=====
Client      : EUROFINS EATON ANALYTICAL   Date Collected: 03/07/22 10:20
Project     : 991844                     Date Received: 03/10/22
Batch No.   : 22C120                     Date Extracted: 03/14/22 12:30
Sample ID   : 202203090773              Date Analyzed: 03/15/22 16:13
Lab Samp ID: 22C120-01                   Dilution Factor: 1
Lab File ID: LC15014A                    Matrix: WATER
Ext Btch ID: 22DSC018W                   % Moisture: NA
Calib. Ref.: LC15003A                    Instrument ID: D5
=====

```

PARAMETERS	RESULTS (mg/L)	RL (mg/L)	MDL (mg/L)	
Diesel	ND	0.027	0.014	
Motor Oil	ND	0.055	0.027	
SURROGATE PARAMETERS	RESULT	SPK_AMT	%RECOVERY	QC LIMIT
Bromobenzene	0.468	0.545	86	60-130
Hexacosane	0.166	0.156	122	60-130

Notes:
Parameter H-C Range
Diesel C10-C24
Motor Oil C24-C36
Reported ND at RL quantitated per pattern recognition.

Detection limits are reported relative to sample result significant figures.
Sample Amount : 920ml Final Volume : 5ml
Prepared by : JMuert Analyzed by : SDeeso

METHOD 3520C/8015B
 PETROLEUM HYDROCARBONS BY EXTRACTION

```

=====
Client      : EUROFINS EATON ANALYTICAL   Date Collected: 03/07/22 10:20
Project     : 991844                     Date Received: 03/10/22
Batch No.   : 22C120                     Date Extracted: 03/14/22 12:30
Sample ID   : 202203090773              Date Analyzed: 03/15/22 16:13
Lab Samp ID: 22C120-01                   Dilution Factor: 1
Lab File ID: LC15014A                    Matrix: WATER
Ext Btch ID: 22DSC018W                   % Moisture: NA
Calib. Ref.: LC15004A                    Instrument ID: D5
=====
  
```

PARAMETERS	RESULTS (mg/L)	RL (mg/L)	MDL (mg/L)
JP5	ND	0.055	0.027

SURROGATE PARAMETERS	RESULT	SPK_AMT	%RECOVERY	QC LIMIT
Bromobenzene	0.468	0.545	86	60-130
Hexacosane	0.166	0.136	122	60-130

Notes:
 RL : Reporting Limit
 Parameter H-C Range
 JP5 C8-C18
 Reported ND at RL quantitated per pattern recognition.

Detection limits are reported relative to sample result significant figures.
 Sample Amount : 920ml Final Volume : 5ml
 Prepared by : JMuert Analyzed by : SDeeso

METHOD 3520C/8015B
 PETROLEUM HYDROCARBONS BY EXTRACTION

```

=====
Client      : EUROFINS EATON ANALYTICAL   Date Collected: 03/07/22 10:20
Project     : 991844                      Date Received: 03/10/22
Batch No.   : 22C120                      Date Extracted: 03/14/22 12:30
Sample ID   : 202203090773              Date Analyzed: 03/15/22 16:13
Lab Samp ID: 22C120-01                   Dilution Factor: 1
Lab File ID: LC15014A                    Matrix: WATER
Ext Btch ID: 22DSC018W                   % Moisture: NA
Calib. Ref.: LC15005A                    Instrument ID: D5
=====
  
```

PARAMETERS	RESULTS (mg/L)	RL (mg/L)	MDL (mg/L)	
JP8	ND	0.055	0.027	
SURROGATE PARAMETERS	RESULT	SPK_AMT	%RECOVERY	QC LIMIT
Bromobenzene	0.468	0.545	86	60-130
Hexacosane	0.166	0.136	122	60-130

Notes:

RL : Reporting Limit

Parameter H-C Range

JP8 C8-C18

Reported ND at RL quantitated per pattern recognition.

Detection limits are reported relative to sample result significant figures.

Sample Amount : 920ml

Final Volume : 5ml

Prepared by : JMuert

Analyzed by : SDeeso

QC SUMMARIES

METHOD 3520C/8015B
TOTAL PETROLEUM HYDROCARBONS BY EXTRACTION

```

=====
Client      : EUROFINS EATON ANALYTICAL   Date Collected: 03/14/22 12:30
Project     : 991844                     Date Received: 03/14/22
Batch No.   : 22C120                     Date Extracted: 03/14/22 12:30
Sample ID   : MBLK1W                     Date Analyzed: 03/15/22 14:42
Lab Samp ID: DSC018WB                    Dilution Factor: 1
Lab File ID: LC15009A                    Matrix: WATER
Ext Btch ID: 22DSC018W                   % Moisture: NA
Calib. Ref.: LC15003A                    Instrument ID: D5
=====

```

PARAMETERS	RESULTS (mg/L)	RL (mg/L)	MDL (mg/L)
Diesel	ND	0.025	0.012
Motor Oil	ND	0.050	0.025

SURROGATE PARAMETERS	RESULT	SPK_AMT	%RECOVERY	QC LIMIT
Bromobenzene	0.411	0.500	82	60-130
Hexacosane	0.144	0.125	115	60-130

Notes:

Parameter H-C Range
Diesel C10-C24
Motor Oil C24-C36

Reported ND at RL quantitated per pattern recognition.

Detection limits are reported relative to sample result significant figures.

Sample Amount : 1000ml Final Volume : 5ml
Prepared by : JMuert Analyzed by : SDeeso

EMAX QUALITY CONTROL DATA
LAB CONTROL SAMPLE ANALYSIS

CLIENT : EUROFINS EATON ANALYTICAL
PROJECT : 991844
BATCH NO. : 22C120
METHOD : 3520C/8015B

MATRIX : WATER % MOISTURE:NA
DILUTION FACTOR: 1 1
SAMPLE ID : MBLK1W LCS1W
LAB SAMPLE ID : DSC018WB DSC018WL
LAB FILE ID : LC15009A LC15010A
DATE PREPARED : 03/14/22 12:30 03/14/22 12:30
DATE ANALYZED : 03/15/22 14:42 03/15/22 15:00
PREP BATCH : 22DSC018W 22DSC018W
CALIBRATION REF: LC15003A LC15003A

ACCESSION:

PARAMETERS	MBResult (mg/L)	SpikeAmt (mg/L)	LCSResult (mg/L)	LCSRec (%)	QCLimit (%)
Diesel	ND	2.50	2.53	101	50-130

SURROGATE PARAMETERS	SpikeAmt (mg/L)	LCSResult (mg/L)	LCSRec (%)	QCLimit (%)
Bromobenzene	0.500	0.401	80	60-130
Hexacosane	0.125	0.137	110	60-130

MB: Method Blank sample LCS: Lab Control Sample

EMAX QUALITY CONTROL DATA
MS/MSD ANALYSIS

CLIENT : EUROFINS EATON ANALYTICAL
PROJECT : 991851
BATCH NO. : 22C121
METHOD : 3520C/8015B

```

=====
MATRIX      : WATER                               % MOISTURE:NA
DILUTION FACTOR: 1                               1
SAMPLE ID   : 202203090784                       202203090784MSD
LAB SAMPLE ID : 22C121-01                         22C121-01S
LAB FILE ID  : LC15015A                           LC15017A
DATE PREPARED : 03/14/22 12:30                   03/14/22 12:30
DATE ANALYZED : 03/15/22 16:32                   03/15/22 17:08
PREP BATCH   : 22DSC018W                          22DSC018W
CALIBRATION REF: LC15003A                         LC15003A
  
```

ACCESSION:

PARAMETERS	PSResult (mg/L)	SpikeAmt (mg/L)	MSResult (mg/L)	MSRec (%)	SpikeAmt (mg/L)	MSDResult (mg/L)	MSDRec (%)	RPD (%)	QCLimit (%)	MaxRPD (%)
Diesel	ND	2.42	2.42	100	2.40	2.46	103	2	50-130	30

SURROGATE PARAMETERS	SpikeAmt (mg/L)	MSResult (mg/L)	MSRec (%)	SpikeAmt (mg/L)	MSDResult (mg/L)	MSDRec (%)	QCLimit (%)
Bromobenzene	0.485	0.292	60	0.480	0.326	68	60-130
Hexacosane	0.121	0.142	117	0.120	0.113	94	60-130

PS: Parent Sample MS: Matrix Spike MSD: Matrix Spike Duplicate

METHOD 3520C/8015B
 PETROLEUM HYDROCARBONS BY EXTRACTION

```

=====
Client      : EUROFINS EATON ANALYTICAL   Date Collected: 03/14/22 12:30
Project     : 991844                     Date Received: 03/14/22
Batch No.   : 22C120                     Date Extracted: 03/14/22 12:30
Sample ID   : MBLK1W                     Date Analyzed: 03/15/22 14:42
Lab Samp ID: DSC018WB                    Dilution Factor: 1
Lab File ID: LC15009A                    Matrix: WATER
Ext Btch ID: 22DSC018W                   % Moisture: NA
Calib. Ref.: LC15004A                    Instrument ID: D5
=====
  
```

PARAMETERS	RESULTS (mg/L)	RL (mg/L)	MDL (mg/L)	
JP5	ND	0.050	0.025	
SURROGATE PARAMETERS	RESULT	SPK_AMT	%RECOVERY	QC LIMIT
Bromobenzene	0.411	0.500	82	60-130
Hexacosane	0.144	0.125	115	60-130

Notes:

RL : Reporting Limit
 Parameter H-C Range
 JP5 C8-C18

Reported ND at RL quantitated per pattern recognition.

Detection limits are reported relative to sample result significant figures.

Sample Amount : 1000ml Final Volume : 5ml
 Prepared by : JMuert Analyzed by : SDeeso

EMAX QUALITY CONTROL DATA
MS/MSD ANALYSIS

CLIENT : EUROFINS EATON ANALYTICAL
PROJECT : 991851
BATCH NO. : 22C121
METHOD : 3520C/8015B

MATRIX : WATER		% MOISTURE:NA
DILUTION FACTOR: 1	1	1
SAMPLE ID : 202203090784	202203090784MS	202203090784MSD
LAB SAMPLE ID : 22C121-01	22C121-01M	22C121-01S
LAB FILE ID : LC15015A	LC15018A	LC15019A
DATE PREPARED : 03/14/22 12:30	03/14/22 12:30	03/14/22 12:30
DATE ANALYZED : 03/15/22 16:32	03/15/22 17:27	03/15/22 17:45
PREP BATCH : 22DSC018W	22DSC018W	22DSC018W
CALIBRATION REF: LC15004A	LC15004A	LC15004A

ACCESSION:

PARAMETERS	PSResult (mg/L)	SpikeAmt (mg/L)	MSResult (mg/L)	MSRec (%)	SpikeAmt (mg/L)	MSDResult (mg/L)	MSDRec (%)	RPD (%)	QCLimit (%)	MaxRPD (%)
JP5	ND	2.70	2.23	83	2.65	2.45	92	9	30-160	30

SURROGATE PARAMETERS	SpikeAmt (mg/L)	MSResult (mg/L)	MSRec (%)	SpikeAmt (mg/L)	MSDResult (mg/L)	MSDRec (%)	QCLimit (%)
Bromobenzene	0.540	0.419	78	0.530	0.419	79	60-130
Hexacosane	0.135	0.163	121	0.132	0.154	116	60-130

PS: Parent Sample MS: Matrix Spike MSD: Matrix Spike Duplicate

EMAX QUALITY CONTROL DATA
LAB CONTROL SAMPLE ANALYSIS

CLIENT : EUROFINS EATON ANALYTICAL
PROJECT : 991844
BATCH NO. : 22C120
METHOD : 3520C/8015B

MATRIX : WATER % MOISTURE:NA
DILUTION FACTOR: 1 1
SAMPLE ID : MBLK1W LCS1W
LAB SAMPLE ID : DSC018WB J5C018WL
LAB FILE ID : LC15009A LC15011A
DATE PREPARED : 03/14/22 12:30 03/14/22 12:30
DATE ANALYZED : 03/15/22 14:42 03/15/22 15:19
PREP BATCH : 22DSC018W 22DSC018W
CALIBRATION REF: LC15004A LC15004A

ACCESSION:

PARAMETERS	MBResult (mg/L)	SpikeAmt (mg/L)	LCSResult (mg/L)	LCSRec (%)	QCLimit (%)
JP5	ND	2.50	2.47	99	30-160

SURROGATE PARAMETERS	SpikeAmt (mg/L)	LCSResult (mg/L)	LCSRec (%)	QCLimit (%)
Bromobenzene	0.500	0.464	93	60-130
Hexacosane	0.125	0.145	116	60-130

MB: Method Blank sample LCS: Lab Control Sample

METHOD 3520C/8015B
 PETROLEUM HYDROCARBONS BY EXTRACTION

```

=====
Client      : EUROFINS EATON ANALYTICAL   Date Collected: 03/14/22 12:30
Project     : 991844                     Date Received: 03/14/22
Batch No.   : 22C120                     Date Extracted: 03/14/22 12:30
Sample ID   : MBLK1W                     Date Analyzed: 03/15/22 14:42
Lab Samp ID: DSC018WB                    Dilution Factor: 1
Lab File ID: LC15009A                    Matrix: WATER
Ext Btch ID: 22DSC018W                   % Moisture: NA
Calib. Ref.: LC15005A                    Instrument ID: D5
=====
  
```

PARAMETERS	RESULTS (mg/L)	RL (mg/L)	MDL (mg/L)
JP8	ND	0.050	0.025

SURROGATE PARAMETERS	RESULT	SPK_AMT	%RECOVERY	QC LIMIT
Bromobenzene	0.411	0.500	82	60-130
Hexacosane	0.144	0.125	115	60-130

Notes:

RL : Reporting Limit
 Parameter H-C Range
 JP8 C8-C18
 Reported ND at RL quantitated per pattern recognition.

Detection limits are reported relative to sample result significant figures.
 Sample Amount : 1000ml Final Volume : 5ml
 Prepared by : JMuert Analyzed by : SDeeso

EMAX QUALITY CONTROL DATA
LAB CONTROL SAMPLE ANALYSIS

CLIENT : EUROFINS EATON ANALYTICAL
PROJECT : 991844
BATCH NO. : 22C120
METHOD : 3520C/8015B

MATRIX : WATER % MOISTURE:NA
DILUTION FACTOR: 1 1
SAMPLE ID : MBLK1W LCS1W
LAB SAMPLE ID : DSC018WB J8C018WL
LAB FILE ID : LC15009A LC15012A
DATE PREPARED : 03/14/22 12:30 03/14/22 12:30
DATE ANALYZED : 03/15/22 14:42 03/15/22 15:37
PREP BATCH : 22DSC018W 22DSC018W
CALIBRATION REF: LC15005A LC15005A

ACCESSION:

PARAMETERS	MBResult (mg/L)	SpikeAmt (mg/L)	LCSResult (mg/L)	LCSRec (%)	QCLimit (%)
JP8	ND	2.50	2.23	89	30-160

SURROGATE PARAMETERS	SpikeAmt (mg/L)	LCSResult (mg/L)	LCSRec (%)	QCLimit (%)
Bromobenzene	0.500	0.512	102	60-130
Hexacosane	0.125	0.149	119	60-130

MB: Method Blank sample LCS: Lab Control Sample

EMAX QUALITY CONTROL DATA
MS/MSD ANALYSIS

CLIENT : EUROFINS EATON ANALYTICAL
PROJECT : 991851
BATCH NO. : 22C121
METHOD : 3520C/8015B

MATRIX	: WATER		% MOISTURE:NA
DILUTION FACTOR:	1	1	1
SAMPLE ID	: 202203090784	202203090784MS	202203090784MSD
LAB SAMPLE ID	: 22C121-01	22C121-01M	22C121-01S
LAB FILE ID	: LC15015A	LC15020A	LC15021A
DATE PREPARED	: 03/14/22 12:30	03/14/22 12:30	03/14/22 12:30
DATE ANALYZED	: 03/15/22 16:32	03/15/22 18:03	03/15/22 18:22
PREP BATCH	: 22DSC018W	22DSC018W	22DSC018W
CALIBRATION REF:	LC15005A	LC15005A	LC15005A

ACCESSION:

PARAMETERS	PSResult (mg/L)	SpikeAmt (mg/L)	MSResult (mg/L)	MSRec (%)	SpikeAmt (mg/L)	MSDResult (mg/L)	MSDRec (%)	RPD (%)	QCLimit (%)	MaxRPD (%)
JP8	ND	2.65	1.98	75	2.55	2.46	96	22	30-160	30

SURROGATE PARAMETERS	SpikeAmt (mg/L)	MSResult (mg/L)	MSRec (%)	SpikeAmt (mg/L)	MSDResult (mg/L)	MSDRec (%)	QCLimit (%)
Bromobenzene	0.530	0.467	88	0.510	0.441	86	60-130
Hexacosane	0.132	0.146	110	0.127	0.143	112	60-130

PS: Parent Sample MS: Matrix Spike MSD: Matrix Spike Duplicate

April 20, 2022

Debbie Frank
 Eurofins Eaton Analytical
 750 Royal Oaks Drive
 Suite 100
 Monrovia, CA 91016-

Project Name: Folder # 991844 Job # 1000014
 Physis Project ID: 1407003-229

Dear Debbie,


Enclosed are the analytical results for the sample submitted to PHYSIS Environmental Laboratories, Inc. (PHYSIS) on 3/10/2022. A total of 1 sample was received for analysis in accordance with the attached chain of custody (COC). Per the COC, the sample was analyzed for:

Organics
Polynuclear Aromatic Hydrocarbons by EPA 625.1
Disalicylidenepropanediamine by EPA 625.1
Dibenzo [a,l] Pyrene w/ PAHs by EPA 625.1
Base/Neutral Extractable Compounds by EPA 625.1
Acid Extractable Compounds w/ PAHs by EPA 625.1
6-tert-Butyl-2,4-dimethylphenol by EPA 625.1
2,6-Di-tert-butylphenol by EPA 625.1
2,6-Di-tert-butyl-4-methylphenol by EPA 625.1
p-tert-Butylphenol by EPA 625.1

Analytical results in this report apply only to samples submitted to PHYSIS in accordance with the COC and are intended to be considered in their entirety.

Please feel free to contact me at any time with any questions. PHYSIS appreciates the opportunity to provide you with our analytical and support services.

Regards,


 Misty Mercier
 714 602-5320
 Extension 202
 mistymercier@physislabs.com

PROJECT SAMPLE LIST

Eurofins Eaton Analytical

PHYSIS Project ID: 1407003-229

Folder # 991844 Job # 1000014

Total Samples: 1

PHYSIS ID	Sample ID	Description	Date	Time	Matrix	Sample Type
95634	202203090773	HALAWA WELLS 2 (331-024-WL064)	3/7/2022	10:20	Samplewater	Not Specified

ABBREVIATIONS and ACRONYMS

QM	Quality Manual
QA	Quality Assurance
QC	Quality Control
MDL	method detection limit
RL	reporting limit
R1	project sample
R2	project sample replicate
MS1	matrix spike
MS2	matrix spike replicate
B1	procedural blank
B2	procedural blank replicate
BS1	blank spike
BS2	blank spike replicate
LCS1	laboratory control spike
LCS2	laboratory control spike replicate
LCM1	laboratory control material
LCM2	laboratory control material replicate
CRM1	certified reference material
CRM2	certified reference material replicate
RPD	relative percent difference
LMW	low molecular weight
HMW	high molecular weight

QUALITY ASSURANCE SUMMARY

LABORATORY BATCH: Physis' QM defines a laboratory batch as a group of 20 or fewer project samples of similar matrix, processed together under the same conditions and with the same reagents. QC samples are associated with each batch and were used to assess the validity of the sample analyses.

PROCEDURAL BLANK: Laboratory contamination introduced during method use is assessed through the preparation and analysis of procedural blanks is provided at a minimum frequency of one per batch.

ACCURACY: Accuracy of analytical measurements is the degree of closeness based on percent recovery calculations between measured values and the actual or true value and includes a combination of reproducibility error and systematic bias due to sampling and analytical operations. Accuracy of the project data was indicated by analysis of MS, BS, LCS, LCM, CRM, and/or surrogate spikes on a minimum frequency of one per batch. Physis' QM requires that 95% of the target compounds greater than 10 times the MDL be within the specified acceptance limits.

PRECISION: Precision is the agreement among a set of replicate measurements without assumption of knowledge of the true value and is based on RPD calculations between repeated values. Precision of the project data was determined by analysis of replicate MS₁/MS₂, BS₁/BS₂, LCS₁/LCS₂, LCM₁/LCM₂, CRM₁/CRM₂, surrogate spikes and/or replicate project sample analysis (R₁/R₂) on a minimum frequency of one per batch. Physis' QM requires that for 95% of the compounds greater than 10 times the MDL, the percent RPD should be within the specified acceptance range.

BLANK SPIKES: BS is the introduction of a known concentration of analyte into the procedural blank. BS demonstrates performance of the preparation and analytical methods on a clean matrix void of potential matrix related interferences. The BS is performed in laboratory deionized water, making these recoveries a better indicator of the efficiency of the laboratory method per se.

MATRIX SPIKES: MS is the introduction of a known concentration of analyte into a sample. MS samples demonstrate the effect a particular project sample matrix has on the accuracy of a measurement. Individually, MS samples also indicate the bias of analytical measurements due to chemical interferences inherent in the in the specific project sample spiked. Intrinsic target analyte concentration in the specific project sample can also significantly impact MS recovery.

CERTIFIED REFERENCE MATERIALS: CRMs are materials of various matrices for which analytical information has been determined and certified by a recognized authority. These are used to provide a quantitative assessment of the accuracy of an analytical method. CRMs provide evidence that the laboratory preparation and analysis produces results that are comparable to those obtained by an independent organization.

LABORATORY CONTROL MATERIAL: LCM is provided because a suitable natural seawater CRM is not available and can be used to indicate accuracy of the method. Physis' internal LCM is seawater collected at ~800 meters in the Southern California San Pedro Basin and can be used as a reference for background concentrations in clean, natural seawater for comparison to project samples.

LABORATORY CONTROL SPIKES: LCS is the introduction of a known concentration of analyte into Physis' LCM. LCS samples were employed to assess the effect the seawater matrix has on the accuracy of a measurement. LCS also indicate the bias of this method due to chemical interferences inherent in the in the seawater matrix. Intrinsic LCM concentration can also significantly impact LCS recovery.

SURROGATES: A surrogate is a pure analyte unlikely to be found in any project sample, behaves similarly to

the target analyte and most often used with organic analytical procedures. Surrogates are added in known concentration to all samples and are measured to indicate overall efficiency of the method including processing and analyses.

HOLDING TIME: Method recommended holding times are the length of time a project sample can be stored under specific conditions after collection and prior to analysis without significantly affecting the analyte's concentration. Holding times can be extended if preservation techniques are employed to reduce biodegradation, volatilization, oxidation, sorption, precipitation, and other physical and chemical processes.

SAMPLE STORAGE/RETENTION: In order to maintain chemical integrity prior to analysis, all samples submitted to Physis are refrigerated (liquids) or frozen (solids) upon receipt unless otherwise recommended by applicable methods. Solid samples are retained for 1 year from collection while liquid samples are retained until method recommended holding times elapse.

TOTAL/DISSOLVED FRACTION: In some instances, the results for the dissolved fraction may be higher than the total fraction for a particular analyte (e.g. trace metals). This is typically caused by the analytical variation for each result and indicates that the target analyte is primarily in the dissolved phase, within the sample.

PHYSIS QUALIFIER CODES

CODE	DEFINITION
#	see Case Narrative
ND	analyte not detected at or above the MDL
B	analyte was detected in the procedural blank greater than 10 times the MDL
E	analyte concentration exceeds the upper limit of the linear calibration range, reported value is estimated
H	sample received and/or analyzed past the recommended holding time
J	analyte was detected at a concentration below the RL and above the MDL, reported value is estimated
N	insufficient sample, analysis could not be performed
M	analyte was outside the specified accuracy and/or precision acceptance limits due to matrix interference. The associated B/BS were within limits, therefore the sample data was reported without further clarification
SH	analyte concentration in the project sample exceeded the spike concentration, therefore accuracy and/or precision acceptance limits do not apply
SL	analyte results were lower than 10 times the MDL, therefore accuracy and/or precision acceptance limits do not apply
NH	project sample was heterogeneous and sample homogeneity could not be readily achieved using routine laboratory practices, therefore accuracy and/or precision acceptance limits do not apply
Q	analyte was outside the specified QAPP acceptance limits for precision and/or accuracy but within Physis derived acceptance limits, therefore the sample data was reported without further clarification
R	Physis' QM allows for 5% of the target compounds greater than 10 times the MDL to be outside the specified acceptance limits for precision and/or accuracy. This is often due to random error and does not indicate any significant problems with the analysis of these project samples

CASE NARRATIVE

QUALIFIER NOTES

In addition to the use of analyte specific Physis Qualifier Codes where applicable, the following were also noted.

ND

MDL is listed due to report format restrictions; it is not used in reporting. Analytical results reported are ND at the RL.

ANALYTICAL REPORT

TERRA

AURA

ENVIRONMENTAL LABORATORIES, INC.

Innovative Solutions for Nature

Acid Extractable Compounds

ANALYTE	Method	Units	RESULT	DF	MDL	RL	Fraction	QA CODE	Batch ID	Date Processed	Date Analyzed
Sample ID: 95634-R1 202203090773 HALAWA WELLS 2 (Matrix: Samplewater											
(2,4,6-Tribromophenol)	EPA 625.1	% Recovery	123	1			Total	O-35102	10:20	11-Mar-22	10-Mar-22
(d5-Phenol)	EPA 625.1	% Recovery	22	1			Total	O-35102		11-Mar-22	09-Apr-22
2,4,5-Trichlorophenol	EPA 625.1	µg/L	ND	1	0.05	0.1	Total	O-35102		11-Mar-22	09-Apr-22
2,4,6-Trichlorophenol	EPA 625.1	µg/L	ND	1	0.05	0.1	Total	O-35102		11-Mar-22	09-Apr-22
2,4-Dichlorophenol	EPA 625.1	µg/L	ND	1	0.05	0.1	Total	O-35102		11-Mar-22	09-Apr-22
2,4-Dinitrophenol	EPA 625.1	µg/L	ND	1	0.1	0.2	Total	O-35102		11-Mar-22	09-Apr-22
2,6-Dichlorophenol	EPA 625.1	µg/L	ND	1	0.05	0.1	Total	O-35102		11-Mar-22	09-Apr-22
2,6-Di-tert-butyl-4-methylphenol	EPA 625.1	µg/L	ND	1	0.05	0.1	Total	O-35102		11-Mar-22	09-Apr-22
2,6-Di-tert-butylphenol	EPA 625.1	µg/L	ND	1	0.05	0.1	Total	O-35102		11-Mar-22	09-Apr-22
2-Chlorophenol	EPA 625.1	µg/L	ND	1	0.05	0.1	Total	O-35102		11-Mar-22	09-Apr-22
2-Methyl-4,6-dinitrophenol	EPA 625.1	µg/L	ND	1	0.1	0.2	Total	O-35102		11-Mar-22	09-Apr-22
2-Methylphenol	EPA 625.1	µg/L	ND	1	0.1	0.2	Total	O-35102		11-Mar-22	09-Apr-22
2-Nitrophenol	EPA 625.1	µg/L	ND	1	0.1	0.2	Total	O-35102		11-Mar-22	09-Apr-22
3+4-Methylphenol	EPA 625.1	µg/L	ND	1	0.1	0.2	Total	O-35102		11-Mar-22	09-Apr-22
4-Chloro-3-methylphenol	EPA 625.1	µg/L	ND	1	0.1	0.2	Total	O-35102		11-Mar-22	09-Apr-22
4-Nitrophenol	EPA 625.1	µg/L	ND	1	0.1	0.2	Total	O-35102		11-Mar-22	09-Apr-22
6-tert-butyl-2,4-dimethylphenol	EPA 625.1	µg/L	ND	1	0.05	0.1	Total	O-35102		11-Mar-22	09-Apr-22
Benzoic Acid	EPA 625.1	µg/L	ND	1	0.1	0.2	Total	O-35102		11-Mar-22	09-Apr-22
Benzyl Alcohol	EPA 625.1	µg/L	ND	1	0.1	0.2	Total	O-35102		11-Mar-22	09-Apr-22
Pentachlorophenol	EPA 625.1	µg/L	ND	1	0.05	0.1	Total	O-35102		11-Mar-22	09-Apr-22
Phenol	EPA 625.1	µg/L	ND	1	0.1	0.2	Total	O-35102		11-Mar-22	09-Apr-22
p-tert-Butylphenol	EPA 625.1	µg/L	ND	1	0.05	0.1	Total	O-35102		11-Mar-22	09-Apr-22

Base/Neutral Extractable Compounds

ANALYTE	Method	Units	RESULT	DF	MDL	RL	Fraction	QA CODE	Batch ID	Date Processed	Date Analyzed
Sample ID: 95634-R1 202203090773 HALAWA WELLS 2 (Matrix: Samplewater											
2-Chloronaphthalene	EPA 625.1	µg/L	ND	1	0.05	0.1	Total	O-35102	11-Mar-22	11-Mar-22	10-Mar-22
2-Nitroaniline	EPA 625.1	µg/L	ND	1	0.05	0.1	Total	O-35102	11-Mar-22	11-Mar-22	09-Apr-22
3-Nitroaniline	EPA 625.1	µg/L	ND	1	0.05	0.1	Total	O-35102	11-Mar-22	11-Mar-22	09-Apr-22
4-Bromophenylphenyl ether	EPA 625.1	µg/L	ND	1	0.05	0.1	Total	O-35102	11-Mar-22	11-Mar-22	09-Apr-22
4-Chloroaniline	EPA 625.1	µg/L	ND	1	0.05	0.1	Total	O-35102	11-Mar-22	11-Mar-22	09-Apr-22
4-Chlorophenylphenyl ether	EPA 625.1	µg/L	ND	1	0.05	0.1	Total	O-35102	11-Mar-22	11-Mar-22	09-Apr-22
4-Nitroaniline	EPA 625.1	µg/L	ND	1	0.05	0.1	Total	O-35102	11-Mar-22	11-Mar-22	09-Apr-22
Aniline	EPA 625.1	µg/L	ND	1	0.05	0.1	Total	O-35102	11-Mar-22	11-Mar-22	09-Apr-22
Benzidine	EPA 625.1	µg/L	ND	1	0.05	0.1	Total	O-35102	11-Mar-22	11-Mar-22	09-Apr-22
Bis(2-Chloroethoxy) methane	EPA 625.1	µg/L	ND	1	0.05	0.1	Total	O-35102	11-Mar-22	11-Mar-22	09-Apr-22
Bis(2-Chloroethyl) ether	EPA 625.1	µg/L	ND	1	0.05	0.1	Total	O-35102	11-Mar-22	11-Mar-22	09-Apr-22
Bis(2-Chloroisopropyl) ether	EPA 625.1	µg/L	ND	1	0.05	0.1	Total	O-35102	11-Mar-22	11-Mar-22	09-Apr-22
D benzofuran	EPA 625.1	µg/L	ND	1	0.05	0.1	Total	O-35102	11-Mar-22	11-Mar-22	09-Apr-22
Disalicylidenepropanediamine	EPA 625.1	µg/L	ND	1	0.05	0.1	Total	O-35102	11-Mar-22	11-Mar-22	09-Apr-22
Hexachloroethane	EPA 625.1	µg/L	ND	1	0.05	0.1	Total	O-35102	11-Mar-22	11-Mar-22	09-Apr-22
Nitrobenzene	EPA 625.1	µg/L	ND	1	0.05	0.1	Total	O-35102	11-Mar-22	11-Mar-22	09-Apr-22
N-Nitrosodi-n-propylamine	EPA 625.1	µg/L	ND	1	0.05	0.1	Total	O-35102	11-Mar-22	11-Mar-22	09-Apr-22
N-Nitrosodiphenylamine	EPA 625.1	µg/L	ND	1	0.05	0.1	Total	O-35102	11-Mar-22	11-Mar-22	09-Apr-22

Polynuclear Aromatic Hydrocarbons

ANALYTE	Method	Units	RESULT	DF	MDL	RL	Fraction	QA CODE	Batch ID	Date Processed	Date Analyzed
Sample ID: 95634-R1 202203090773 HALAWA WELLS 2 (Matrix: Samplewater											
(d10-Acenaphthene)	EPA 625.1	% Recovery	99	1			Total	O-35102	10:20	11-Mar-22	10-Mar-22
(d10-Phenanthrene)	EPA 625.1	% Recovery	110	1			Total	O-35102		11-Mar-22	09-Apr-22
(d12-Chrysene)	EPA 625.1	% Recovery	122	1			Total	O-35102		11-Mar-22	09-Apr-22
(d12-Perylene)	EPA 625.1	% Recovery	100	1			Total	O-35102		11-Mar-22	09-Apr-22
(d8-Naphthalene)	EPA 625.1	% Recovery	87	1			Total	O-35102		11-Mar-22	09-Apr-22
1-Methylnaphthalene	EPA 625.1	µg/L	ND	1	0.001	0.005	Total	O-35102		11-Mar-22	09-Apr-22
1-Methylphenanthrene	EPA 625.1	µg/L	ND	1	0.001	0.005	Total	O-35102		11-Mar-22	09-Apr-22
2,3,5-Trimethylnaphthalene	EPA 625.1	µg/L	ND	1	0.001	0.005	Total	O-35102		11-Mar-22	09-Apr-22
2,6-Dimethylnaphthalene	EPA 625.1	µg/L	ND	1	0.001	0.005	Total	O-35102		11-Mar-22	09-Apr-22
2-Methylnaphthalene	EPA 625.1	µg/L	ND	1	0.001	0.005	Total	O-35102		11-Mar-22	09-Apr-22
Acenaphthene	EPA 625.1	µg/L	ND	1	0.001	0.005	Total	O-35102		11-Mar-22	09-Apr-22
Acenaphthylene	EPA 625.1	µg/L	ND	1	0.001	0.005	Total	O-35102		11-Mar-22	09-Apr-22
Anthracene	EPA 625.1	µg/L	ND	1	0.001	0.005	Total	O-35102		11-Mar-22	09-Apr-22
Benz[a]anthracene	EPA 625.1	µg/L	ND	1	0.001	0.005	Total	O-35102		11-Mar-22	09-Apr-22
Benz[a]pyrene	EPA 625.1	µg/L	ND	1	0.001	0.005	Total	O-35102		11-Mar-22	09-Apr-22
Benz[b]fluoranthene	EPA 625.1	µg/L	ND	1	0.001	0.005	Total	O-35102		11-Mar-22	09-Apr-22
Benz[e]pyrene	EPA 625.1	µg/L	ND	1	0.001	0.005	Total	O-35102		11-Mar-22	09-Apr-22
Benzof[ghi]perylene	EPA 625.1	µg/L	ND	1	0.001	0.005	Total	O-35102		11-Mar-22	09-Apr-22
Benzok[fluoranthene	EPA 625.1	µg/L	ND	1	0.001	0.005	Total	O-35102		11-Mar-22	09-Apr-22
Biphenyl	EPA 625.1	µg/L	ND	1	0.001	0.005	Total	O-35102		11-Mar-22	09-Apr-22
Chrysene	EPA 625.1	µg/L	ND	1	0.001	0.005	Total	O-35102		11-Mar-22	09-Apr-22
D benz[a,h]anthracene	EPA 625.1	µg/L	ND	1	0.001	0.005	Total	O-35102		11-Mar-22	09-Apr-22
D benzo[a,l]pyrene	EPA 625.1	µg/L	ND	1	0.001	0.005	Total	O-35102		11-Mar-22	09-Apr-22
D benzo[ghi]perylene	EPA 625.1	µg/L	ND	1	0.001	0.005	Total	O-35102		11-Mar-22	09-Apr-22

Polynuclear Aromatic Hydrocarbons

ANALYTE	Method	Units	RESULT	DF	MDL	RL	Fraction	QA CODE	Batch ID	Date Processed	Date Analyzed
Fluoranthene	EPA 625.1	µg/L	ND	1	0.001	0.005	Total	O-35102	O-35102	11-Mar-22	09-Apr-22
Fluorene	EPA 625.1	µg/L	ND	1	0.001	0.005	Total	O-35102	O-35102	11-Mar-22	09-Apr-22
Indeno[1,2,3-cd]pyrene	EPA 625.1	µg/L	ND	1	0.001	0.005	Total	O-35102	O-35102	11-Mar-22	09-Apr-22
Naphthalene	EPA 625.1	µg/L	ND	1	0.001	0.005	Total	O-35102	O-35102	11-Mar-22	09-Apr-22
Perylene	EPA 625.1	µg/L	ND	1	0.001	0.005	Total	O-35102	O-35102	11-Mar-22	09-Apr-22
Phenanthrene	EPA 625.1	µg/L	ND	1	0.001	0.005	Total	O-35102	O-35102	11-Mar-22	09-Apr-22
Pyrene	EPA 625.1	µg/L	ND	1	0.001	0.005	Total	O-35102	O-35102	11-Mar-22	09-Apr-22

QUALITY CONTROL REPORT

TERRA

QUA

AURA

ENVIRONMENTAL LABORATORIES, INC.

Innovative Solutions for Nature

Acid Extractable Compounds

QUALITY CONTROL REPORT

ANALYTE	FRACTION	RESULT	DF	MDL	RL	UNITS	SPIKE LEVEL	SOURCE RESULT	ACCURACY %	PRECISION %	QA CODEC
Sample ID: 95633-B1 QAQC Procedural Blank											
Matrix: BlankMatrix											
Batch ID: O-35102 Prepared: 11-Mar-22 Analyzed: 08-Apr-22											
(2,4,6-Tribromophenol)	Total	55	1			% Recovery	100		55	44 - 159%	PASS
(d5-Phenol)	Total	57	1			% Recovery	100		57	20 - 121%	PASS
2,4,5-Trichlorophenol	Total	ND	1	0.05	0.1	µg/L					
2,4,6-Trichlorophenol	Total	ND	1	0.05	0.1	µg/L					
2,4-Dichlorophenol	Total	ND	1	0.05	0.1	µg/L					
2,4-Dinitrophenol	Total	ND	1	0.1	0.2	µg/L					
2,6-Dichlorophenol	Total	ND	1	0.05	0.1	µg/L					
2,6-Di-tert-butyl-4-methylphe	Total	ND	1	0.05	0.1	µg/L					
2,6-Di-tert-butylphenol	Total	ND	1	0.05	0.1	µg/L					
2-Chlorophenol	Total	ND	1	0.05	0.1	µg/L					
2-Methyl-4,6-dinitrophenol	Total	ND	1	0.1	0.2	µg/L					
2-Methylphenol	Total	ND	1	0.1	0.2	µg/L					
2-Nitrophenol	Total	ND	1	0.1	0.2	µg/L					
3+4-Methylphenol	Total	ND	1	0.1	0.2	µg/L					
4-Chloro-3-methylphenol	Total	ND	1	0.1	0.2	µg/L					
4-Nitrophenol	Total	ND	1	0.1	0.2	µg/L					
6-tert-butyl-2,4-dimethylphen	Total	ND	1	0.05	0.1	µg/L					
Benzoic Acid	Total	ND	1	0.1	0.2	µg/L					
Benzyl Alcohol	Total	ND	1	0.1	0.2	µg/L					
Pentachlorophenol	Total	ND	1	0.05	0.1	µg/L					
Phenol	Total	ND	1	0.1	0.2	µg/L					
p-tert-Butylphenol	Total	ND	1	0.05	0.1	µg/L					

Acid Extractable Compounds

QUALITY CONTROL REPORT

ANALYTE	FRACTION	RESULT	DF	MDL	RL	UNITS	SPIKE LEVEL	SOURCE RESULT	ACCURACY %	PRECISION %	QA CODEC
Matrix: BlankMatrix											
Sample ID: 95633-BS1 QAQC Procedural Blank											
Method: EPA 625.1											
Batch ID: O-35102											
Prepared: 11-Mar-22											
Analyzed: 08-Apr-22											
(2,4,6-Tribromophenol)	Total	71	1			% Recovery	100	0	71	44 - 159%	PASS
(d5-Phenol)	Total	59	1			% Recovery	100	0	59	20 - 121%	PASS
2,4,5-Trichlorophenol	Total	0.158	1	0.05	0.1	µg/L	0.25	0	63	57 - 116%	PASS
2,4,6-Trichlorophenol	Total	0.176	1	0.05	0.1	µg/L	0.25	0	70	56 - 118%	PASS
2,4-Dichlorophenol	Total	0.49	1	0.05	0.1	µg/L	0.5	0	98	51 - 117%	PASS
2,4-Dinitrophenol	Total	0.00747	1	0.1	0.2	µg/L	0.25	0	3	0 - 152%	PASS
2,6-Dichlorophenol	Total	0.243	1	0.05	0.1	µg/L	0.5	0	49	30 - 130%	PASS
2,6-Di-tert-butyl-4-methylphe	Total	0.228	1	0.05	0.1	µg/L	0.25	0	91	50 - 150%	PASS
2,6-Di-tert-butylphenol	Total	0.299	1	0.05	0.1	µg/L	0.5	0	60	50 - 150%	PASS
2-Chlorophenol	Total	0.755	1	0.05	0.1	µg/L	1	0	75	41 - 110%	PASS
2-Methyl-4,6-dinitrophenol	Total	0.0214	1	0.1	0.2	µg/L	1	0	2	0 - 141%	PASS
2-Methylphenol	Total	0.965	1	0.1	0.2	µg/L	1	0	96	40 - 117%	PASS
2-Nitrophenol	Total	0.251	1	0.1	0.2	µg/L	0.5	0	50	40 - 117%	PASS
3+4-Methylphenol	Total	0.954	1	0.1	0.2	µg/L	1	0	95	0 - 130%	PASS
4-Chloro-3-methylphenol	Total	0.874	1	0.1	0.2	µg/L	1	0	87	51 - 128%	PASS
4-Nitrophenol	Total	0.0437	1	0.1	0.2	µg/L	0.25	0	17	10 - 164%	PASS
6-tert-butyl-2,4-dimethylphen	Total	0.205	1	0.05	0.1	µg/L	0.25	0	82	50 - 150%	PASS
Benzoic Acid	Total	0.431	1	0.1	0.2	µg/L	1	0	43	2 - 145%	PASS
Benzyl Alcohol	Total	0.908	1	0.1	0.2	µg/L	1	0	91	43 - 148%	PASS
Pentachlorophenol	Total	0.747	1	0.05	0.1	µg/L	1	0	75	36 - 111%	PASS
Phenol	Total	0.864	1	0.1	0.2	µg/L	1	0	86	29 - 114%	PASS
p-tert-Butylphenol	Total	0.393	1	0.05	0.1	µg/L	0.5	0	79	50 - 150%	PASS

Acid Extractable Compounds

QUALITY CONTROL REPORT

ANALYTE	FRACTION	RESULT	DF	MDL	RL	UNITS	SPIKE LEVEL	SOURCE RESULT	ACCURACY %	PRECISION %	QA CODEC			
Matrix: BlankMatrix														
Sample ID: 95633-BS2 QAQC Procedural Blank														
Method: EPA 625-1														
Batch ID: O-35102														
Prepared: 11-Mar-22														
Analyzed: 08-Apr-22														
(2,4,6-Tribromophenol)	Total	56	1			% Recovery	100	0	56	44 - 159%	PASS	24	30	PASS
(d5-Phenol)	Total	61	1			% Recovery	100	0	61	20 - 121%	PASS	3	30	PASS
2,4,5-Trichlorophenol	Total	0.142	1	0.05	0.1	µg/L	0.25	0	57	57 - 116%	PASS	10	30	PASS
2,4,6-Trichlorophenol	Total	0.14	1	0.05	0.1	µg/L	0.25	0	56	56 - 118%	PASS	22	30	PASS
2,4-Dichlorophenol	Total	0.461	1	0.05	0.1	µg/L	0.5	0	92	51 - 117%	PASS	6	30	PASS
2,4-Dinitrophenol	Total	0.00627	1	0.1	0.2	µg/L	0.25	0	3	0 - 152%	PASS	0	30	PASS
2,6-Dichlorophenol	Total	0.237	1	0.05	0.1	µg/L	0.5	0	47	30 - 130%	PASS	4	30	PASS
2,6-Di-tert-butyl-4-methylphe	Total	0.24	1	0.05	0.1	µg/L	0.25	0	96	50 - 150%	PASS	5	30	PASS
2,6-Di-tert-butylphenol	Total	0.318	1	0.05	0.1	µg/L	0.5	0	64	50 - 150%	PASS	6	30	PASS
2-Chlorophenol	Total	0.781	1	0.05	0.1	µg/L	1	0	78	41 - 110%	PASS	3	30	PASS
2-Methyl-4,6-dinitrophenol	Total	0.0219	1	0.1	0.2	µg/L	1	0	2	0 - 141%	PASS	0	30	PASS
2-Methylphenol	Total	0.986	1	0.1	0.2	µg/L	1	0	99	40 - 117%	PASS	3	30	PASS
2-Nitrophenol	Total	0.261	1	0.1	0.2	µg/L	0.5	0	52	40 - 117%	PASS	4	30	PASS
3+4-Methylphenol	Total	1.01	1	0.1	0.2	µg/L	1	0	101	0 - 130%	PASS	6	30	PASS
4-Chloro-3-methylphenol	Total	0.778	1	0.1	0.2	µg/L	1	0	78	51 - 128%	PASS	11	30	PASS
4-Nitrophenol	Total	0.0329	1	0.1	0.2	µg/L	0.25	0	13	10 - 164%	PASS	27	30	PASS
6-tert-butyl-2,4-dimethylphen	Total	0.216	1	0.05	0.1	µg/L	0.25	0	86	50 - 150%	PASS	5	30	PASS
Benzoic Acid	Total	0.456	1	0.1	0.2	µg/L	1	0	46	2 - 145%	PASS	7	30	PASS
Benzyl Alcohol	Total	0.934	1	0.1	0.2	µg/L	1	0	93	43 - 148%	PASS	2	30	PASS
Pentachlorophenol	Total	0.559	1	0.05	0.1	µg/L	1	0	56	36 - 111%	PASS	29	30	PASS
Phenol	Total	0.879	1	0.1	0.2	µg/L	1	0	88	29 - 114%	PASS	2	30	PASS
p-tert-Butylphenol	Total	0.382	1	0.05	0.1	µg/L	0.5	0	76	50 - 150%	PASS	4	30	PASS

Base/Neutral Extractable Compounds

QUALITY CONTROL REPORT

ANALYTE	FRACTION	RESULT	DF	MDL	RL	UNITS	SPIKE LEVEL	SOURCE RESULT	ACCURACY %	PRECISION %	QA CODEC
Matrix: BlankMatrix											
Sample ID: 95633-B1 QAQC Procedural Blank											
Method: EPA 625.1											
Batch ID: O-35102											
Prepared: 11-Mar-22											
Analyzed: 08-Apr-22											
Received:											
2-Chloronaphthalene	Total	ND	1	0.05	0.1	µg/L					
2-Nitroaniline	Total	ND	1	0.05	0.1	µg/L					
3-Nitroaniline	Total	ND	1	0.05	0.1	µg/L					
4-Bromophenylphenyl ether	Total	ND	1	0.05	0.1	µg/L					
4-Chloroaniline	Total	ND	1	0.05	0.1	µg/L					
4-Chlorophenylphenyl ether	Total	ND	1	0.05	0.1	µg/L					
4-Nitroaniline	Total	ND	1	0.05	0.1	µg/L					
Aniline	Total	ND	1	0.05	0.1	µg/L					
Benzidine	Total	ND	1	0.05	0.1	µg/L					
Bis(2-Chloroethoxy) methane	Total	ND	1	0.05	0.1	µg/L					
Bis(2-Chloroethyl) ether	Total	ND	1	0.05	0.1	µg/L					
Bis(2-Chloroisopropyl) ether	Total	ND	1	0.05	0.1	µg/L					
Dibenzofuran	Total	ND	1	0.05	0.1	µg/L					
Disalicylidenepropanediamin	Total	ND	1	0.05	0.1	µg/L					
Hexachloroethane	Total	ND	1	0.05	0.1	µg/L					
Nitrobenzene	Total	ND	1	0.05	0.1	µg/L					
N-Nitrosodi-n-propylamine	Total	ND	1	0.05	0.1	µg/L					
N-Nitrosodiphenylamine	Total	ND	1	0.05	0.1	µg/L					

Base/Neutral Extractable Compounds

QUALITY CONTROL REPORT

ANALYTE	FRACTION	RESULT	DF	MDL	RL	UNITS	SPIKE LEVEL	SOURCE RESULT	ACCURACY %	PRECISION %	QA CODEC
Matrix: BlankMatrix											
Sample ID: 95633-BS1 QAQC Procedural Blank											
Batch ID: O-35102											
Method: EPA 625.1											
Prepared: 11-Mar-22											
Analyzed: 08-Apr-22											
Received:											
2-Chloronaphthalene	Total	1.24	1	0.05	0.1	µg/L	1	0	124	53 - 130%	PASS
2-Nitroaniline	Total	0.846	1	0.05	0.1	µg/L	1	0	85	69 - 114%	PASS
3-Nitroaniline	Total	0.741	1	0.05	0.1	µg/L	1	0	74	23 - 137%	PASS
4-Bromophenylphenyl ether	Total	1.24	1	0.05	0.1	µg/L	1	0	124	61 - 132%	PASS
4-Chloroaniline	Total	1.61	1	0.05	0.1	µg/L	2	0	81	50 - 150%	PASS
4-Chlorophenylphenyl ether	Total	1.25	1	0.05	0.1	µg/L	1	0	125	63 - 130%	PASS
4-Nitroaniline	Total	0.795	1	0.05	0.1	µg/L	1	0	80	10 - 159%	PASS
Aniline	Total	1.04	1	0.05	0.1	µg/L	1	0	104	50 - 150%	PASS
Benzidine	Total	1.43	1	0.05	0.1	µg/L	2	0	71	0 - 125%	PASS
Bis(2-Chloroethoxy) methane	Total	1.14	1	0.05	0.1	µg/L	1	0	114	66 - 122%	PASS
Bis(2-Chloroethyl) ether	Total	0.499	1	0.05	0.1	µg/L	1	0	50	43 - 127%	PASS
Bis(2-Chloroisopropyl) ether	Total	1.36	1	0.05	0.1	µg/L	2	0	68	49 - 128%	PASS
Dibenzofuran	Total	0.804	1	0.05	0.1	µg/L	1	0	80	50 - 150%	PASS
Disalicylidenepropanediamin	Total	0.318	1	0.05	0.1	µg/L	0.5	0	64	50 - 150%	PASS
Hexachloroethane	Total	0.873	1	0.05	0.1	µg/L	1	0	87	27 - 130%	PASS
Nitrobenzene	Total	0.962	1	0.05	0.1	µg/L	1	0	96	54 - 111%	PASS
N-Nitrosodi-n-propylamine	Total	1.02	1	0.05	0.1	µg/L	1	0	102	61 - 152%	PASS
N-Nitrosodiphenylamine	Total	1.12	1	0.05	0.1	µg/L	1	0	112	49 - 142%	PASS

Base/Neutral Extractable Compounds QUALITY CONTROL REPORT

ANALYTE	FRACTION	RESULT	DF	MDL	RL	UNITS	SPIKE LEVEL	SOURCE RESULT	ACCURACY %	PRECISION %	QA CODEC	
Matrix: BlankMatrix												
Sample ID: 95633-BS2 QAQC Procedural Blank												
Batch ID: O-35102 Prepared: 11-Mar-22 Analyzed: 08-Apr-22												
Method: EPA 625.1												
2-Chloronaphthalene	Total	1.2	1	0.05	0.1	µg/L	1	0	120	53 - 130%	PASS	3
2-Nitroaniline	Total	0.807	1	0.05	0.1	µg/L	1	0	81	69 - 114%	PASS	5
3-Nitroaniline	Total	0.706	1	0.05	0.1	µg/L	1	0	71	23 - 137%	PASS	4
4-Bromophenylphenyl ether	Total	1.22	1	0.05	0.1	µg/L	1	0	122	61 - 132%	PASS	2
4-Chloroaniline	Total	1.62	1	0.05	0.1	µg/L	2	0	81	50 - 150%	PASS	1
4-Chlorophenylphenyl ether	Total	1.23	1	0.05	0.1	µg/L	1	0	123	63 - 130%	PASS	2
4-Nitroaniline	Total	0.74	1	0.05	0.1	µg/L	1	0	74	10 - 159%	PASS	8
Aniline	Total	1.03	1	0.05	0.1	µg/L	1	0	103	50 - 150%	PASS	1
Benzidine	Total	1.39	1	0.05	0.1	µg/L	2	0	69	0 - 125%	PASS	3
Bis(2-Chloroethoxy) methane	Total	1.16	1	0.05	0.1	µg/L	1	0	116	66 - 122%	PASS	2
Bis(2-Chloroethyl) ether	Total	0.513	1	0.05	0.1	µg/L	1	0	51	43 - 127%	PASS	2
Bis(2-Chloroisopropyl) ether	Total	1.7	1	0.05	0.1	µg/L	2	0	85	49 - 128%	PASS	22
Dibenzofuran	Total	0.813	1	0.05	0.1	µg/L	1	0	81	50 - 150%	PASS	1
Disalicylidenepropanediamin	Total	0.294	1	0.05	0.1	µg/L	0.5	0	59	50 - 150%	PASS	8
Hexachloroethane	Total	0.873	1	0.05	0.1	µg/L	1	0	87	27 - 130%	PASS	0
Nitrobenzene	Total	0.986	1	0.05	0.1	µg/L	1	0	99	54 - 111%	PASS	3
N-Nitrosodi-n-propylamine	Total	1.07	1	0.05	0.1	µg/L	1	0	107	61 - 152%	PASS	5
N-Nitrosodiphenylamine	Total	1.06	1	0.05	0.1	µg/L	1	0	106	49 - 142%	PASS	6

Polynuclear Aromatic Hydrocarbons

QUALITY CONTROL REPORT

ANALYTE	FRACTION	RESULT	DF	MDL	RL	UNITS	SPIKE LEVEL	SOURCE RESULT	ACCURACY %	PRECISION %	QA CODEC
Matrix: BlankMatrix											
Sample ID: 95633-B1 QAQC Procedural Blank											
Method: EPA 625.1											
Batch ID: O-35102											
Prepared: 11-Mar-22											
Analyzed: 08-Apr-22											
(d10-Acenaphthene)	Total	100	1			% Recovery	100		65 - 113%	PASS	
(d10-Phenanthrene)	Total	111	1			% Recovery	100		80 - 111%	PASS	
(d12-Chrysene)	Total	127	1			% Recovery	100		60 - 139%	PASS	
(d12-Perylene)	Total	110	1			% Recovery	100		36 - 161%	PASS	
(d8-Naphthalene)	Total	90	1			% Recovery	100		44 - 119%	PASS	
1-Methylnaphthalene	Total	ND	1	0.001		µg/L					
1-Methylphenanthrene	Total	ND	1	0.001		µg/L					
2,3,5-Trimethylnaphthalene	Total	ND	1	0.001		µg/L					
2,6-Dimethylnaphthalene	Total	ND	1	0.001		µg/L					
2-Methylnaphthalene	Total	ND	1	0.001		µg/L					
Acenaphthene	Total	ND	1	0.001		µg/L					
Acenaphthylene	Total	ND	1	0.001		µg/L					
Anthracene	Total	ND	1	0.001		µg/L					
Benz[a]anthracene	Total	ND	1	0.001		µg/L					
Benzo[a]pyrene	Total	ND	1	0.001		µg/L					
Benzo[b]fluoranthene	Total	ND	1	0.001		µg/L					
Benzo[e]pyrene	Total	ND	1	0.001		µg/L					
Benzo[g,h,i]perylene	Total	ND	1	0.001		µg/L					
Benzo[k]fluoranthene	Total	ND	1	0.001		µg/L					
Biphenyl	Total	ND	1	0.001		µg/L					
Chrysene	Total	ND	1	0.001		µg/L					
Dibenz[a,h]anthracene	Total	ND	1	0.001		µg/L					
Dibenzo[a,i]pyrene	Total	ND	1	0.001		µg/L					

Polynuclear Aromatic Hydrocarbons

QUALITY CONTROL REPORT

ANALYTE	FRACTION	RESULT	DF	MDL	RL	UNITS	SPIKE LEVEL	SOURCE RESULT	ACCURACY %	PRECISION %	QA CODEC
									LIMITS	LIMITS	
Dibenzothiophene	Total	ND	1	0.001	0.005	µg/L					
Fluoranthene	Total	ND	1	0.001	0.005	µg/L					
Fluorene	Total	ND	1	0.001	0.005	µg/L					
Indeno[1,2,3-cd]pyrene	Total	ND	1	0.001	0.005	µg/L					
Naphthalene	Total	ND	1	0.001	0.005	µg/L					
Perylene	Total	ND	1	0.001	0.005	µg/L					
Phenanthrene	Total	ND	1	0.001	0.005	µg/L					
Pyrene	Total	ND	1	0.001	0.005	µg/L					

Polynuclear Aromatic Hydrocarbons

QUALITY CONTROL REPORT

ANALYTE	FRACTION	RESULT	DF	MDL	RL	UNITS	SPIKE LEVEL	SOURCE RESULT	ACCURACY LIMITS	PRECISION %	QA CODEC
Sample ID: 95633-BS1 QAQC Procedural Blank Matrix: BlankMatrix Sampled: Received:											
Method: EPA 625.1 Batch ID: O-35102 Prepared: 11-Mar-22 Analyzed: 08-Apr-22											
(d10-Acenaphthene)	Total	100	1			% Recovery	100	0	100	65 - 113%	PASS
(d10-Phenanthrene)	Total	108	1			% Recovery	100	0	108	80 - 111%	PASS
(d12-Chrysene)	Total	127	1			% Recovery	100	0	127	60 - 139%	PASS
(d12-Perylene)	Total	123	1			% Recovery	100	0	123	36 - 161%	PASS
(d8-Naphthalene)	Total	87	1			% Recovery	100	0	87	44 - 119%	PASS
1-Methylnaphthalene	Total	0.355	1	0.001	0.005	µg/L	0.5	0	71	49 - 117%	PASS
1-Methylphenanthrene	Total	0.393	1	0.001	0.005	µg/L	0.5	0	79	66 - 127%	PASS
2,3,5-Trimethylnaphthalene	Total	0.365	1	0.001	0.005	µg/L	0.5	0	73	57 - 120%	PASS
2,6-Dimethylnaphthalene	Total	0.352	1	0.001	0.005	µg/L	0.5	0	70	54 - 117%	PASS
2-Methylnaphthalene	Total	1.1	1	0.001	0.005	µg/L	1.5	0	73	47 - 130%	PASS
Acenaphthene	Total	1.12	1	0.001	0.005	µg/L	1.5	0	75	53 - 131%	PASS
Acenaphthylene	Total	1.1	1	0.001	0.005	µg/L	1.5	0	73	43 - 140%	PASS
Anthracene	Total	1.22	1	0.001	0.005	µg/L	1.5	0	81	58 - 135%	PASS
Benz[a]anthracene	Total	1.37	1	0.001	0.005	µg/L	1.5	0	91	55 - 145%	PASS
Benzo[a]pyrene	Total	1.32	1	0.001	0.005	µg/L	1.5	0	88	51 - 143%	PASS
Benzo[b]fluoranthene	Total	1.26	1	0.001	0.005	µg/L	1.5	0	84	46 - 165%	PASS
Benzo[e]pyrene	Total	0.361	1	0.001	0.005	µg/L	0.5	0	72	42 - 152%	PASS
Benzo[g,h,i]perylene	Total	1.17	1	0.001	0.005	µg/L	1.5	0	78	63 - 133%	PASS
Benzo[k]fluoranthene	Total	1.38	1	0.001	0.005	µg/L	1.5	0	92	56 - 145%	PASS
Biphenyl	Total	0.377	1	0.001	0.005	µg/L	0.5	0	75	56 - 119%	PASS
Chrysene	Total	1.4	1	0.001	0.005	µg/L	1.5	0	93	56 - 141%	PASS
Dibenz[a,h]anthracene	Total	0.925	1	0.001	0.005	µg/L	1.5	0	62	55 - 150%	PASS
Dibenzo[a,i]pyrene	Total	0.279	1	0.001	0.005	µg/L	0.5	0	56	50 - 150%	PASS

Polynuclear Aromatic Hydrocarbons

QUALITY CONTROL REPORT

ANALYTE	FRACTION	RESULT	DF	MDL	RL	UNITS	SPIKE LEVEL	SOURCE RESULT	ACCURACY %	PRECISION %	QA CODEC
									LIMITS	LIMITS	
Dibenzothiophene	Total	0.398	1	0.001	0.005	µg/L	0.5	0	80	75 - 113%	PASS
Fluoranthene	Total	1.28	1	0.001	0.005	µg/L	1.5	0	85	60 - 146%	PASS
Fluorene	Total	1.2	1	0.001	0.005	µg/L	1.5	0	80	58 - 131%	PASS
Indeno[1,2,3-cd]pyrene	Total	0.804	1	0.001	0.005	µg/L	1.5	0	54	50 - 151%	PASS
Naphthalene	Total	0.994	1	0.001	0.005	µg/L	1.5	0	66	41 - 126%	PASS
Perylene	Total	0.339	1	0.001	0.005	µg/L	0.5	0	68	48 - 141%	PASS
Phenanthrene	Total	1.24	1	0.001	0.005	µg/L	1.5	0	83	67 - 127%	PASS
Pyrene	Total	1.27	1	0.001	0.005	µg/L	1.5	0	85	54 - 156%	PASS

Polynuclear Aromatic Hydrocarbons

QUALITY CONTROL REPORT

ANALYTE	FRACTION	RESULT	DF	MDL	RL	UNITS	SPIKE LEVEL	SOURCE RESULT	ACCURACY LIMITS	PRECISION %	QA CODEC
Matrix: BlankMatrix											
Sample ID: 95633-BS2 QAQC Procedural Blank											
Method: EPA 625-1											
Batch ID: O-35102											
Prepared: 11-Mar-22											
Analyzed: 08-Apr-22											
(d10-Acenaphthene)	Total	105	1			% Recovery	100	0	65 - 113%	PASS	5 30 PASS
(d10-Phenanthrene)	Total	109	1			% Recovery	100	0	80 - 111%	PASS	1 30 PASS
(d12-Chrysene)	Total	131	1			% Recovery	100	0	60 - 139%	PASS	3 30 PASS
(d12-Perylene)	Total	128	1			% Recovery	100	0	36 - 161%	PASS	4 30 PASS
(d8-Naphthalene)	Total	93	1			% Recovery	100	0	44 - 119%	PASS	7 30 PASS
1-Methylnaphthalene	Total	0.352	1	0.001	0.005	µg/L	0.5	0	49 - 117%	PASS	1 30 PASS
1-Methylphenanthrene	Total	0.401	1	0.001	0.005	µg/L	0.5	0	66 - 127%	PASS	1 30 PASS
2,3,5-Trimethylnaphthalene	Total	0.373	1	0.001	0.005	µg/L	0.5	0	57 - 120%	PASS	3 30 PASS
2,6-Dimethylnaphthalene	Total	0.368	1	0.001	0.005	µg/L	0.5	0	54 - 117%	PASS	6 30 PASS
2-Methylnaphthalene	Total	1.1	1	0.001	0.005	µg/L	1.5	0	47 - 130%	PASS	0 30 PASS
Acenaphthene	Total	1.13	1	0.001	0.005	µg/L	1.5	0	53 - 131%	PASS	0 30 PASS
Acenaphthylene	Total	1.14	1	0.001	0.005	µg/L	1.5	0	43 - 140%	PASS	4 30 PASS
Anthracene	Total	1.23	1	0.001	0.005	µg/L	1.5	0	58 - 135%	PASS	1 30 PASS
Benz[a]anthracene	Total	1.38	1	0.001	0.005	µg/L	1.5	0	55 - 145%	PASS	1 30 PASS
Benzo[a]pyrene	Total	1.34	1	0.001	0.005	µg/L	1.5	0	51 - 143%	PASS	1 30 PASS
Benzo[b]fluoranthene	Total	1.26	1	0.001	0.005	µg/L	1.5	0	46 - 165%	PASS	0 30 PASS
Benzo[e]pyrene	Total	0.357	1	0.001	0.005	µg/L	0.5	0	42 - 152%	PASS	1 30 PASS
Benzo[g,h,i]perylene	Total	1.17	1	0.001	0.005	µg/L	1.5	0	63 - 133%	PASS	0 30 PASS
Benzo[k]fluoranthene	Total	1.37	1	0.001	0.005	µg/L	1.5	0	56 - 145%	PASS	1 30 PASS
Biphenyl	Total	0.379	1	0.001	0.005	µg/L	0.5	0	56 - 119%	PASS	1 30 PASS
Chrysene	Total	1.41	1	0.001	0.005	µg/L	1.5	0	56 - 141%	PASS	1 30 PASS
Dibenz[a,h]anthracene	Total	0.922	1	0.001	0.005	µg/L	1.5	0	55 - 150%	PASS	2 30 PASS
Dibenzo[a,i]pyrene	Total	0.276	1	0.001	0.005	µg/L	0.5	0	50 - 150%	PASS	2 30 PASS

Polynuclear Aromatic Hydrocarbons

QUALITY CONTROL REPORT

ANALYTE	FRACTION	RESULT	DF	MDL	RL	UNITS	SPIKE LEVEL	SOURCE RESULT	ACCURACY %	PRECISION %	QA CODEC
								LIMITS	LIMITS	LIMITS	
Dibenzothiophene	Total	0.409	1	0.001	0.005	µg/L	0.5	0	82	75 - 113% PASS	2 30 PASS
Fluoranthene	Total	1.29	1	0.001	0.005	µg/L	1.5	0	86	60 - 146% PASS	1 30 PASS
Fluorene	Total	1.22	1	0.001	0.005	µg/L	1.5	0	81	58 - 131% PASS	1 30 PASS
Indeno[1,2,3-cd]pyrene	Total	0.808	1	0.001	0.005	µg/L	1.5	0	54	50 - 151% PASS	0 30 PASS
Naphthalene	Total	1.04	1	0.001	0.005	µg/L	1.5	0	69	41 - 126% PASS	4 30 PASS
Perylene	Total	0.339	1	0.001	0.005	µg/L	0.5	0	68	48 - 141% PASS	0 30 PASS
Phenanthrene	Total	1.25	1	0.001	0.005	µg/L	1.5	0	83	67 - 127% PASS	0 30 PASS
Pyrene	Total	1.29	1	0.001	0.005	µg/L	1.5	0	86	54 - 156% PASS	1 30 PASS

PREVIOUSLY IDENTIFIED COMPOUNDS

ENVIRONMENTAL LABORATORIES, INC.

Innovative Solutions for Nature

Sample ID: 95634

RT	Area Pct	Concentration (ng/L)	Library/ID	Cas Number	Match Qual
36.3243	8.4726	1111	Anthracene-D10-	1719-06-8	95
10.9840	2.0243	265	Cyclopentanol, 1-methyl-	1462-03-9	84
10.6040	0.8275	109	Hydroperoxide, 1-ethylbutyl	24254-56-6	93

Concentration estimated using the response for Anthracene-d10

Sample ID: Lab Blank Batch O-35102

RT	Area Pct	Concentration (ng/L)	Library/ID	Cas Number	Qual
36.3253	9.2565	1111	Anthracene-D10-	1719-06-8	96
10.9846	2.6010	312	Oxalic acid, cyclohexyl nonyl ester	1000309-31-1	81
11.7670	1.4456	174	1,4-Dichlorobenzene-D4	3855-82-1	97
10.6035	1.0343	124	Hydroperoxide, 1-ethylbutyl	24254-56-6	93

Concentration estimated using the response for Anthracene-d10

PERFORMANCE CHAIN OF CUSTODY

TERRA

AURA

ENVIRONMENTAL LABORATORIES, INC.

Innovative Solutions for Nature



Eaton Analytical

Ship To:
Physis Environmental Laboratories, Inc
1904 East Wright Circle
Anaheim, CA 92806-6028

Phone: 714-602-5320 Fax:

Folder #: 991844 Report Due: 03/16/2022

Sample ID: 202203090773 Client Sample ID for reference onl HALAWA WELLS 2 (331-024-WL064)

Sample type: Sample Event: Facility ID: Sample Point ID: Static ID: JLS

Table with 3 columns: Method (EPA 625), Prep Method (EPA 625), Analysis Requested (625 Acid Extractable in ug/L, 625 Base Neutral Extractable in ug/L, 625PAH in ug/L)

Reports: Jackie Contreras Sub-Contracting Administrator
EMAIL TO: Eaton-MonroviaSubContract@eurofins.com
Eurofins Eaton Analytical, LLC 750 Royal Oaks Drive, Suite 100, Monrovia, CA 91016
Phone (626) 386-1165 Fax (626) 386-1122
Invoices to: Eurofins Eaton Analytical, LLC
Accounts Payable 2425 New Holland Pike, Lancaster, PA 17605

Provide in each Report the Specified State Certification # and Exp Date for requested tests + matrix.
Samples from: HAWAII

Physis - 8 containers per sample for MS/MSD batch QC. Only report to RL and place a comment in the report stating RL reporting only

Date: 3/16/2022

Submittal Form

*REPORTING REQUIREMENTS: Do Not Combine Reports with any other samples submitted under different Folder Numbers! Report & Invoice must have the Folder# 991844 Job # 1000014

Report all quality control data according to Method. Include dates analyzed. Date extracted (if extracted) and Method reference on the report. Results must have Complete data & QC with Approval Signature.

NOTIFICATION REQUIRED IF RECEIVED OUTSIDE OF 0-6 CELSIUS

An Acknowledgement of Receipt is requested to attn: Jackie Contreras

Relinquished by: [Signature] Date 3/10/22 Time 1338

Received by: [Signature] Date 3/10/22 Time 1340

Relinquished by: Sample Control Date Time

Received by: Sample Control Date Time

Project Iteration ID: 1407003-229
 Client Name: Eurofins Eaton Analytical
 Project Name: Folder # 991844 Job # 1000014
 COC Page Number: 2 of 2
 Bottle Label Color: NA

Sample Receipt Summary

Receiving Info

1. Initials Received By: Ad
2. Date Received: 3/10/22
3. Time Received: 1340
4. Client Name: Eurofins
5. Courier Information: (Please circle)
 - Client
 - UPS
 - Area Fast
 - DRS
 - FedEx
 - GSO/GLS
 - Ontrac
 - PAMS
 - PHYSIS Driver:
 - i. Start Time: _____
 - ii. End Time: _____
 - iii. Total Mileage: _____
 - iv. Number of Pickups: _____
6. Container Information: (Please put the # of containers or circle none)
 - Cooler
 - Styrofoam Cooler
 - Boxes
 - None
 - Carboy(s)
 - Carboy Trash Can(s)
 - Carboy Cap(s)
 - Other _____
7. What type of ice was used: (Please circle any that apply)
 - Wet Ice
 - Blue Ice
 - Dry Ice
 - Water
 - None
8. Randomly Selected Samples Temperature (°C): 4.5
 Used I/R Thermometer # 1-2

Inspection Info

1. Initials Inspected By: AA

Sample Integrity Upon Receipt:

1. COC(s) included and completely filled out..... Yes / No
2. All sample containers arrived intact..... Yes / No
3. All samples listed on COC(s) are present..... Yes / No
4. Information on containers consistent with information on COC(s)..... Yes / No
5. Correct containers and volume for all analyses indicated..... Yes / No
6. All samples received within method holding time..... Yes / No
7. Correct preservation used for all analyses indicated..... Yes / No
8. Name of sampler included on COC(s)..... Yes / No

Notes: